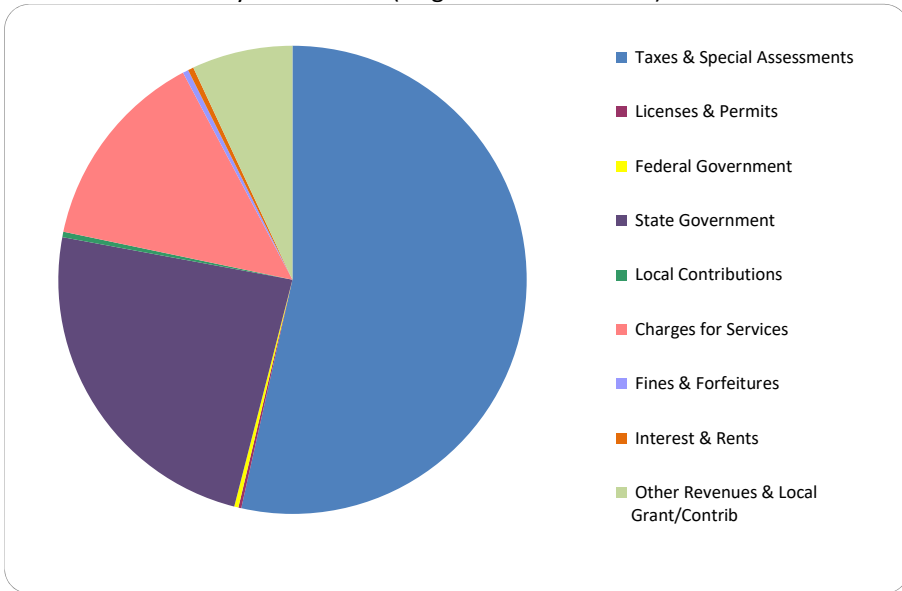


**CITIZEN'S GUIDE TO LOCAL UNIT FINANCES - Wixom (632250)**

**REVENUES**

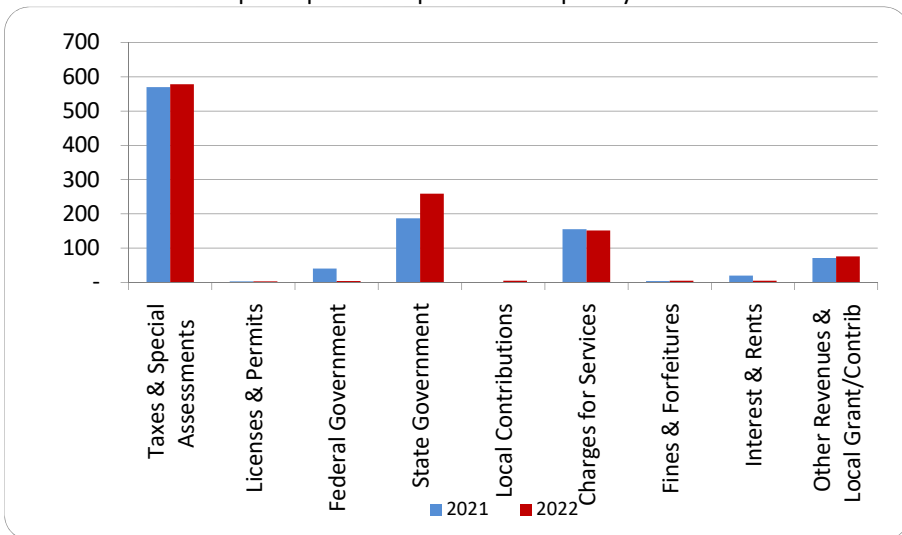
**1. Where our money comes from (all governmental funds)**



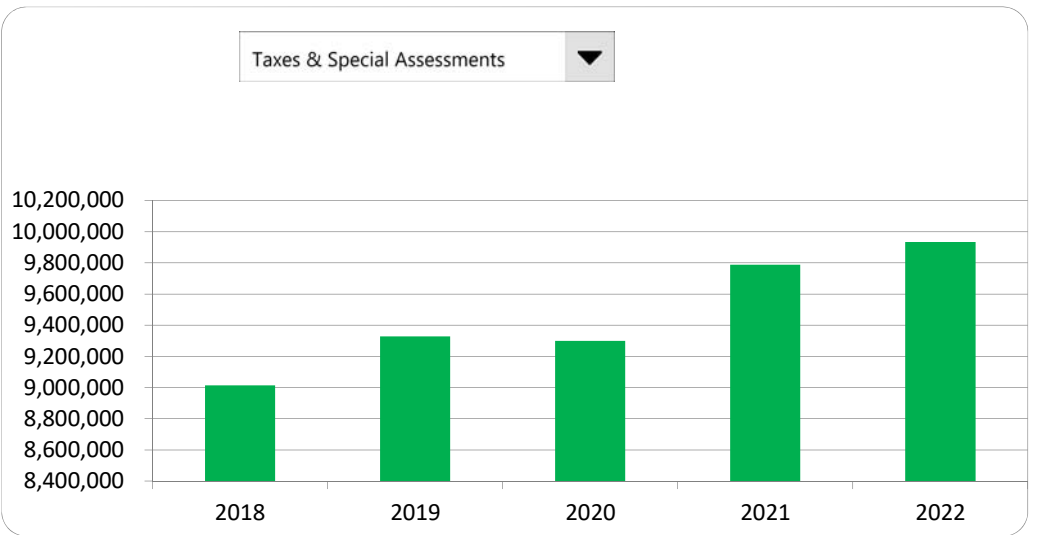
**2. Compared to the prior year**

	<u>2021</u>	<u>2022</u>	<u>% change</u>
Taxes & Special Assessm	\$ 9,787,386	\$ 9,935,046	1.51%
Licenses & Permits	43,771	37,148	-15.13%
Federal Government	693,678	53,624	-92.27%
State Government	3,203,416	4,444,485	38.74%
Local Contributions	-	70,364	N/A
Charges for Services	2,662,647	2,593,962	-2.58%
Fines & Forfeitures	59,751	70,481	17.96%
Interest & Rents	327,246	74,736	-77.16%
Other Revenues & Local	1,212,957	1,290,520	6.39%
<b>Total Revenues</b>	<b>\$ 17,990,852</b>	<b>\$ 18,570,366</b>	<b>3.22%</b>

**3. Revenue sources per capita - compared to the prior year**



**4. Historical trends of individual sources**



Commentary:

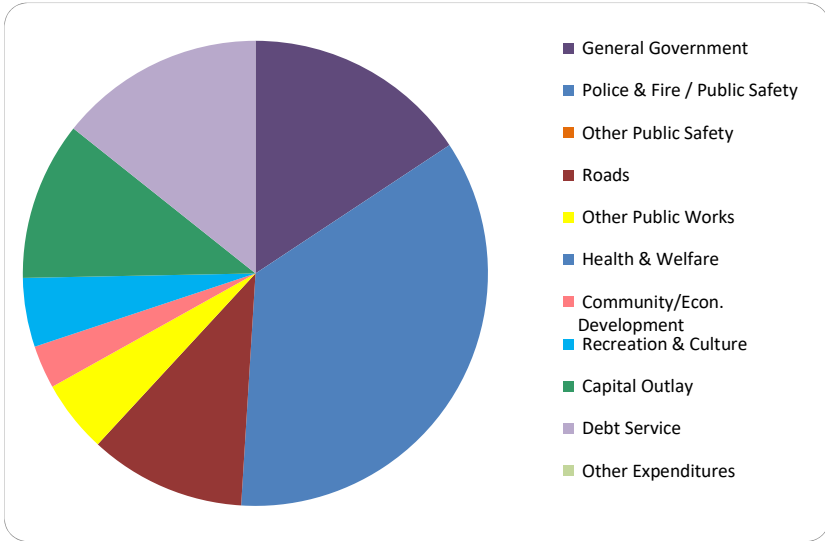
For more information on our unit's finances, contact Marilyn Stamper at 248-624-0885.

**CITIZEN'S GUIDE TO LOCAL UNIT FINANCES - Wixom (632250)**

**EXPENDITURES**

**1. Where we spend our money (all governmental funds)**

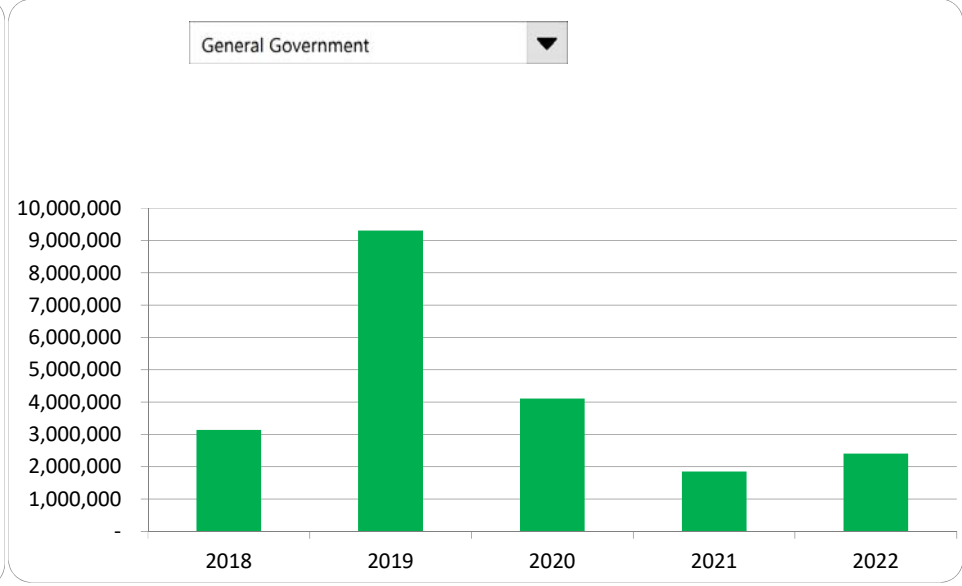
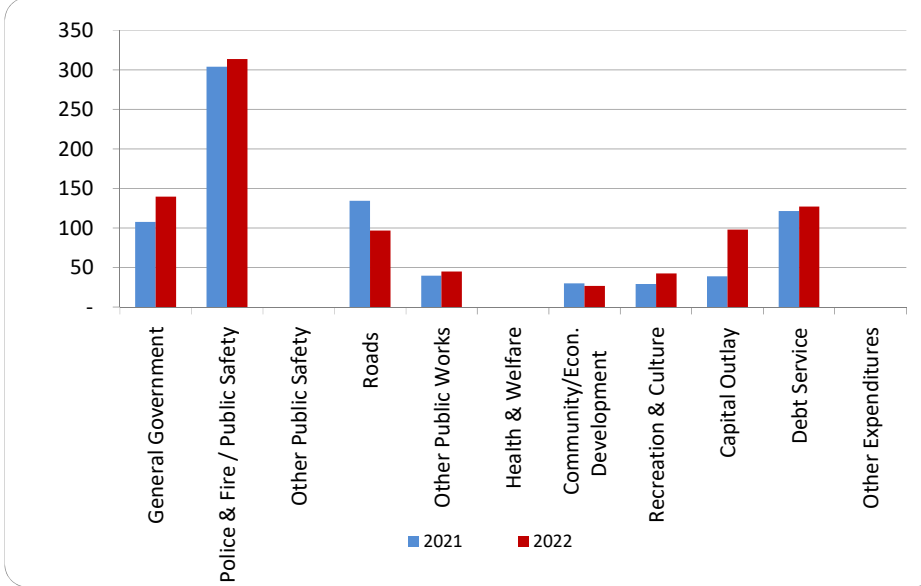
**2. Compared to the prior year**



	<u>2021</u>	<u>2022</u>	<u>% change</u>
General Government	\$ 1,851,873	\$ 2,403,246	29.77%
Police & Fire / Public Safety	5,226,261	5,394,412	3.22%
Other Public Safety	-	-	N/A
Roads	2,313,207	1,661,781	-28.16%
Other Public Works	681,785	774,178	13.55%
Health & Welfare	-	-	N/A
Community/Econ. Development	515,531	455,816	-11.58%
Recreation & Culture	504,319	733,089	45.36%
Capital Outlay	665,857	1,683,621	152.85%
Debt Service	2,086,443	2,187,843	4.86%
Other Expenditures	-	-	N/A
<b>Total Expenditures</b>	<b>\$ 13,845,276</b>	<b>\$ 15,293,986</b>	<b>10.46%</b>

**3. Spending per capita - compared to the prior year**

**4. Historical trends of individual departments:**



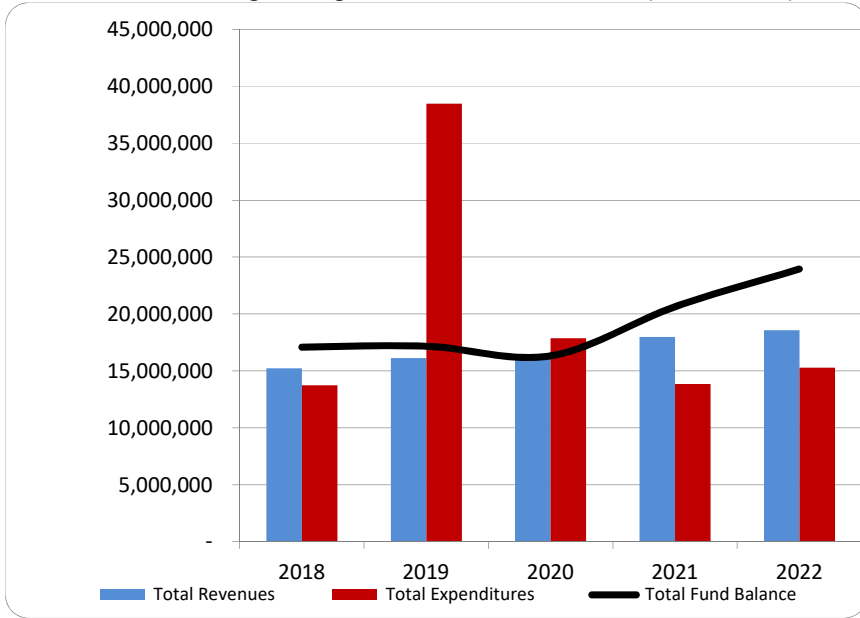
Commentary:

For more information on our unit's finances, contact Marilyn Stamper at 248-624-0885.

**CITIZEN'S GUIDE TO LOCAL UNIT FINANCES - Wixom (632250)**

**FINANCIAL POSITION**

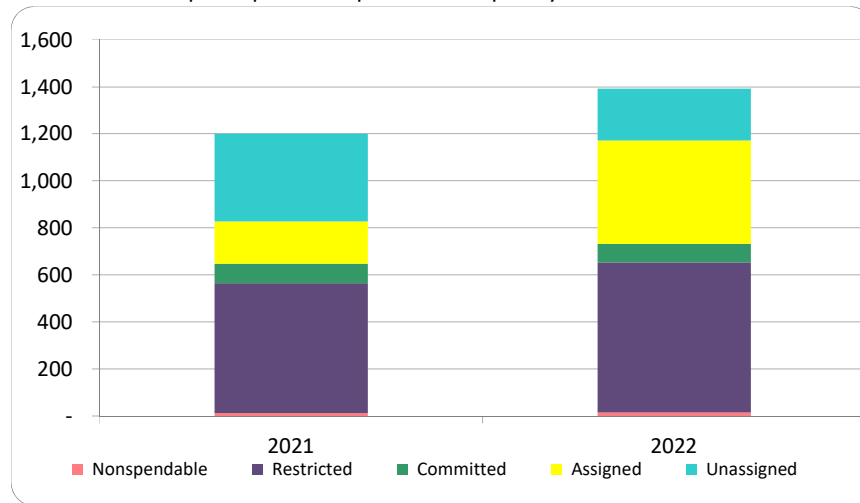
1. How have we managed our governmental fund resources (fund balance)?



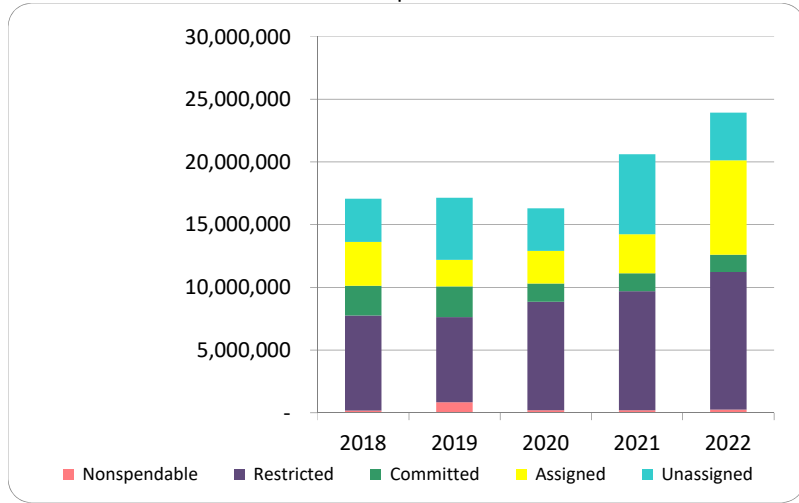
2. Compared to the prior year

	2021	2022	% change
Revenue	17,990,852	18,570,366	3.22%
Expenditures	13,845,276	15,293,986	10.46%
Surplus (shortfall)	4,145,576	3,276,380	-20.97%
Fund balance, by component:			
Nondisposable	207,498	238,747	15.06%
Restricted	9,494,216	10,982,667	15.68%
Committed	1,430,116	1,377,163	-3.70%
Assigned	3,101,386	7,548,298	143.38%
Unassigned	6,396,433	3,795,207	-40.67%
total fund balance	20,629,649	23,942,082	16.06%

3. Fund balance per capita - compared to the prior year



4. Historical trends of individual components



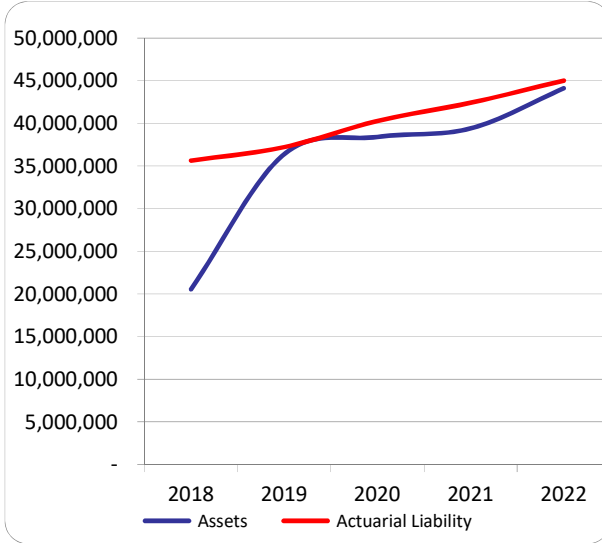
Commentary:

For more information on our unit's finances, contact Marilyn Stamper at 248-624-0885.

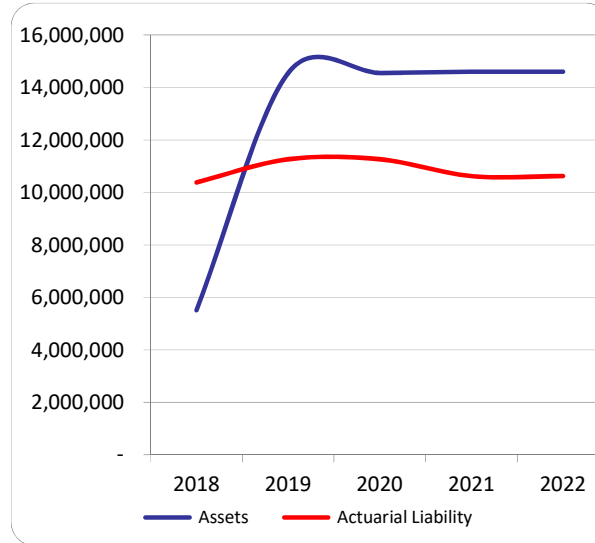
**CITIZEN'S GUIDE TO LOCAL UNIT FINANCES - Wixom (632250)**

**OTHER LONG TERM OBLIGATIONS**

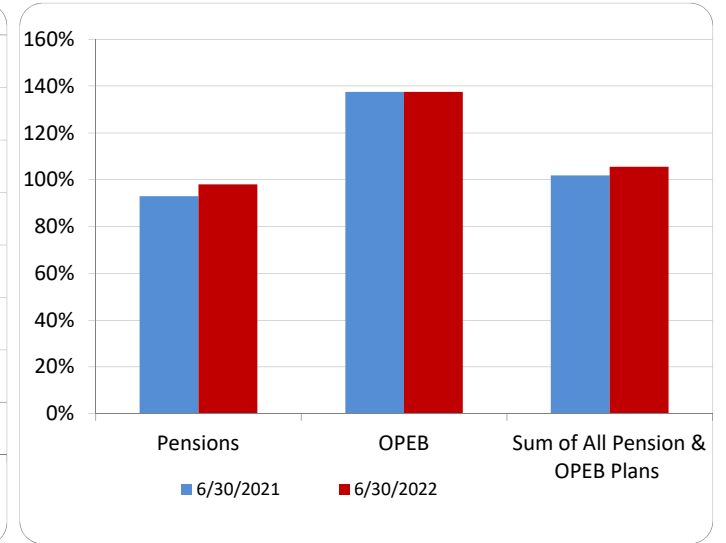
1. Pension funding status



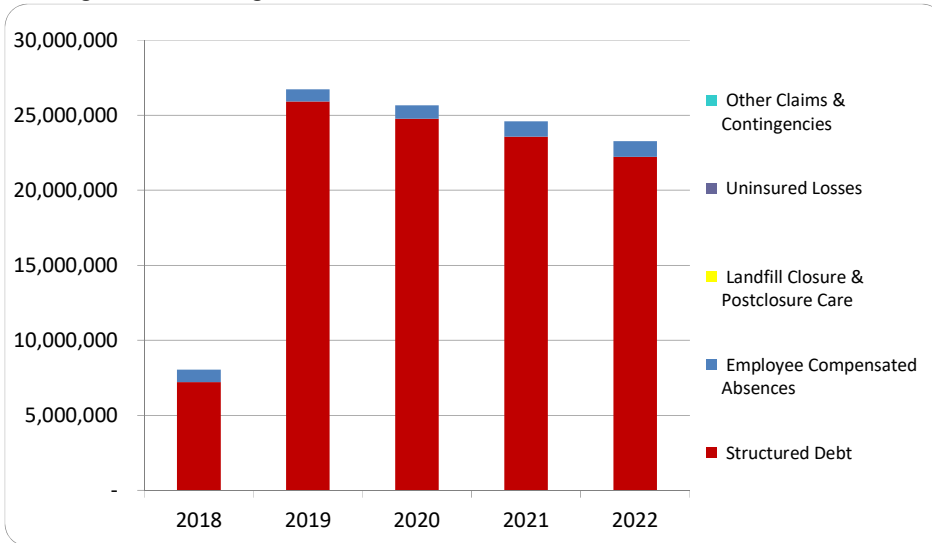
2. Retiree Health care funding status



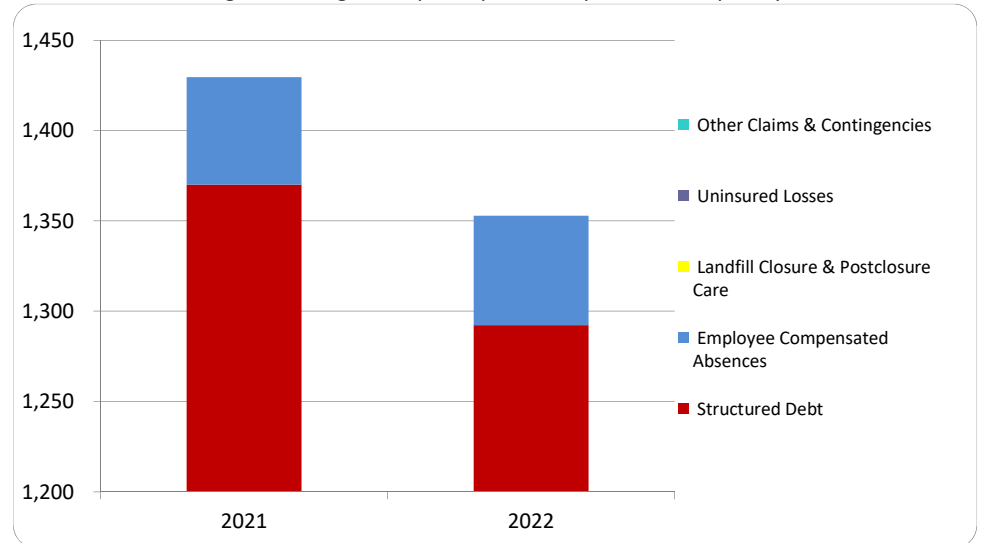
3. Percent funded - compared to the prior year



4. Long Term Debt obligations:



5. Debt & other long term obligations per capita - compared to the prior year



Commentary:

For more information on our unit's finances, contact Marilyn Stamper at 248-624-0885.