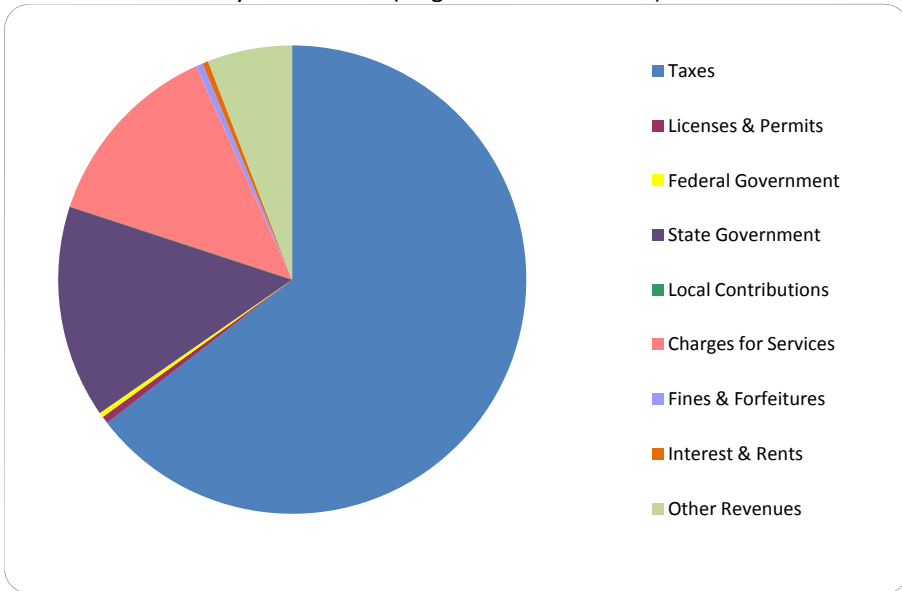


CITIZEN'S GUIDE TO LOCAL UNIT FINANCES - Wixom (632250)

REVENUES

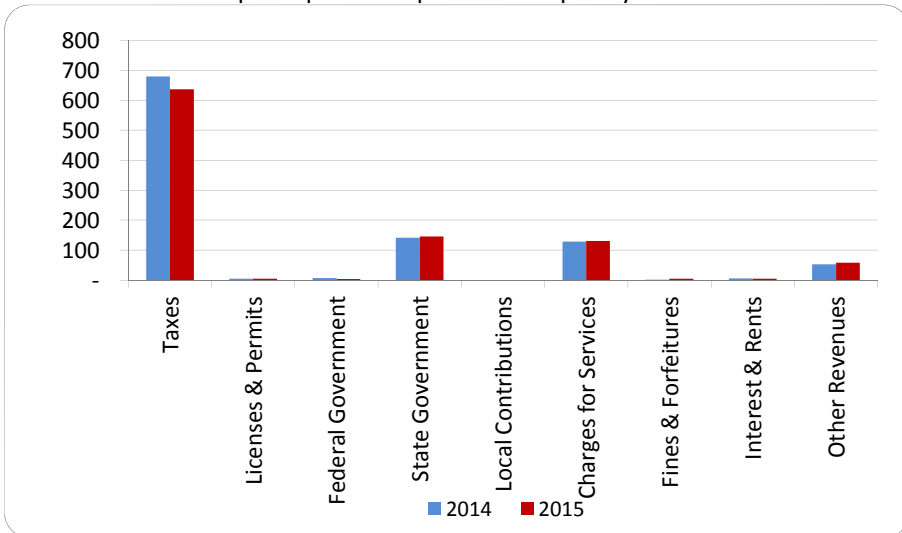
1. Where our money comes from (all governmental funds)



2. Compared to the prior year

	<u>2014</u>	<u>2015</u>	<u>% change</u>
Taxes	\$ 9,172,044	\$ 8,598,606	-6.25%
Licenses & Permits	60,964	63,978	4.94%
Federal Government	88,766	44,646	-49.70%
State Government	1,905,671	1,957,424	2.72%
Local Contributions	-	-	N/A
Charges for Services	1,726,701	1,762,921	2.10%
Fines & Forfeitures	22,448	61,384	173.45%
Interest & Rents	69,973	55,738	-20.34%
Other Revenues	707,858	779,903	10.18%
Total Revenues	\$ 13,754,425	\$ 13,324,600	-3.12%

3. Revenue sources per capita - compared to the prior year



4. Historical trends of individual sources



Commentary:

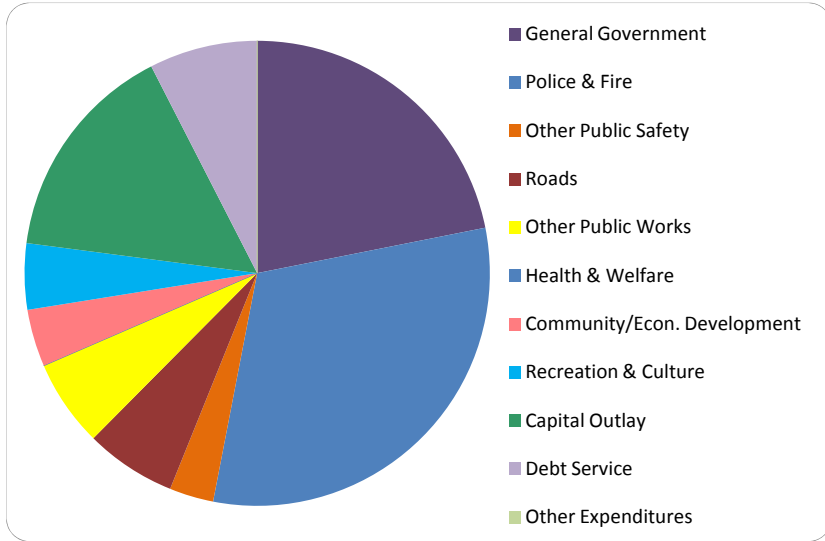
For more information on our unit's finances, contact Marilyn Stamper at 248-624-0885.

CITIZEN'S GUIDE TO LOCAL UNIT FINANCES - Wixom (632250)

EXPENDITURES

1. Where we spend our money (all governmental funds)

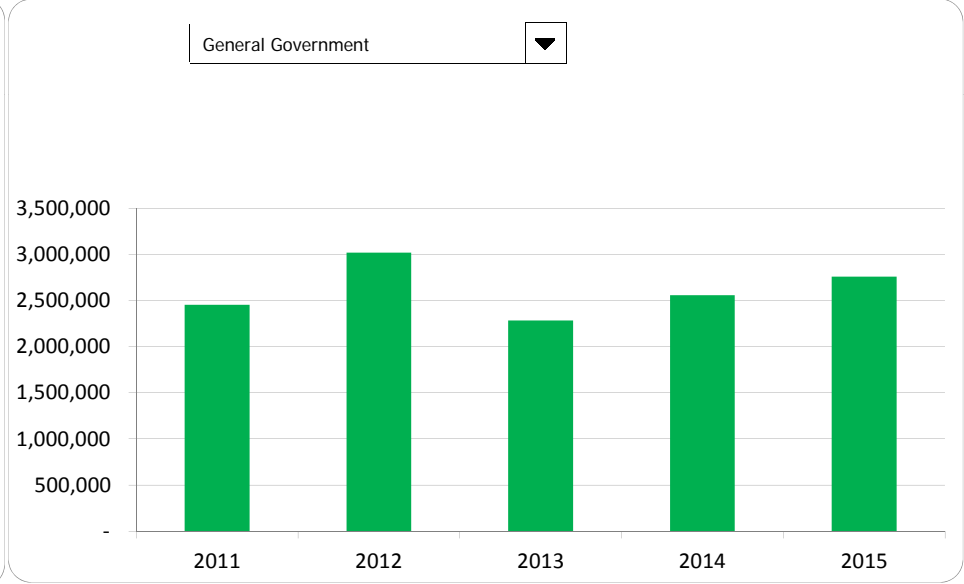
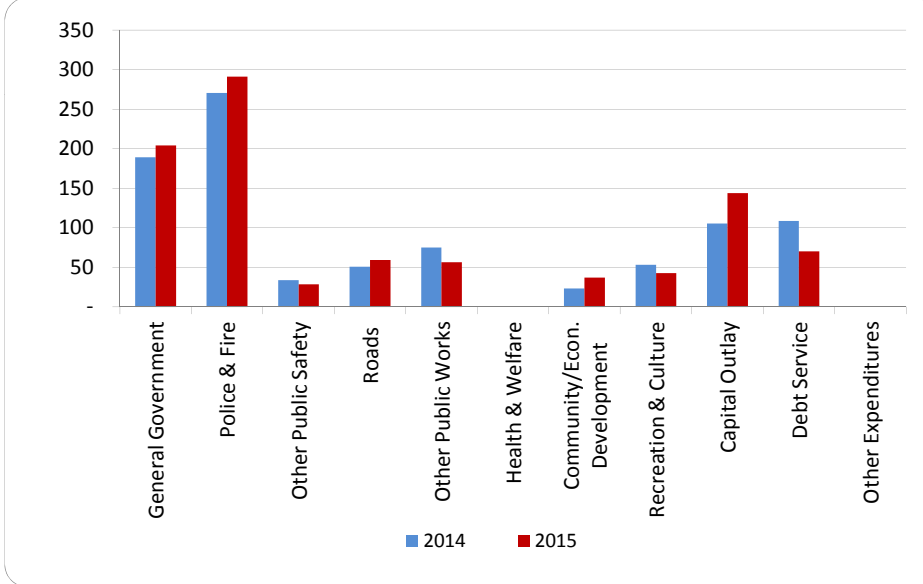
2. Compared to the prior year



	2014	2015	% change
General Government	\$ 2,556,107	\$ 2,757,820	7.89%
Police & Fire	3,655,066	3,934,349	7.64%
Other Public Safety	457,414	387,394	-15.31%
Roads	687,483	800,801	16.48%
Other Public Works	1,015,010	763,640	-24.77%
Health & Welfare	-	-	N/A
Community/Econ. Development	316,399	502,654	58.87%
Recreation & Culture	719,730	579,575	-19.47%
Capital Outlay	1,422,575	1,942,058	36.52%
Debt Service	1,467,402	949,447	-35.30%
Other Expenditures	-	-	N/A
Total Expenditures	\$ 12,297,186	\$ 12,617,738	2.61%

3. Spending per capita - compared to the prior year

4. Historical trends of individual departments:



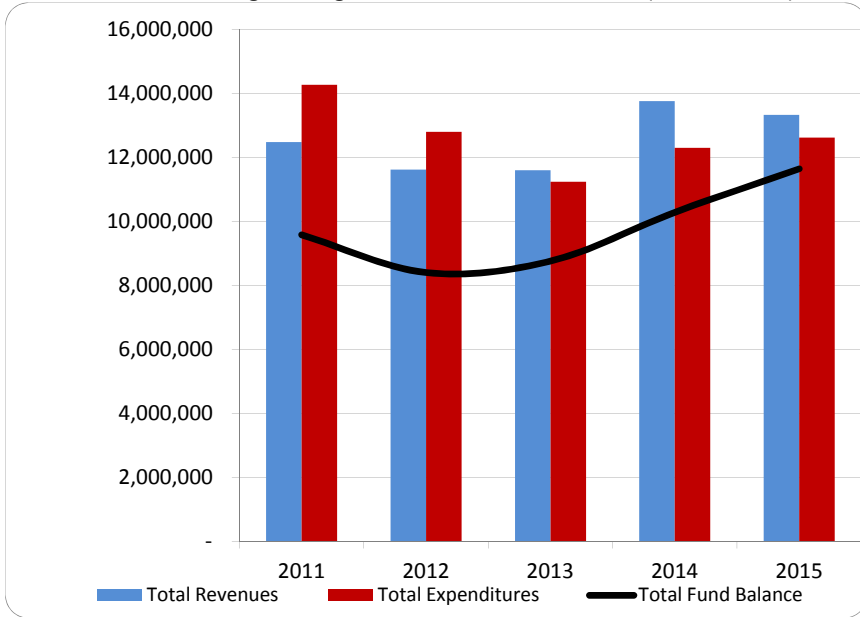
Commentary:

For more information on our unit's finances, contact Marilyn Stamper at 248-624-0885.

CITIZEN'S GUIDE TO LOCAL UNIT FINANCES - Wixom (632250)

FINANCIAL POSITION

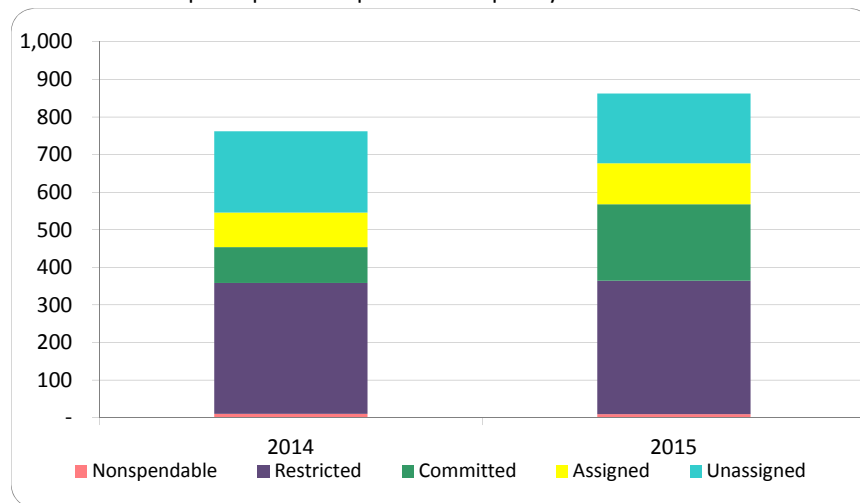
1. How have we managed our governmental fund resources (fund balance)?



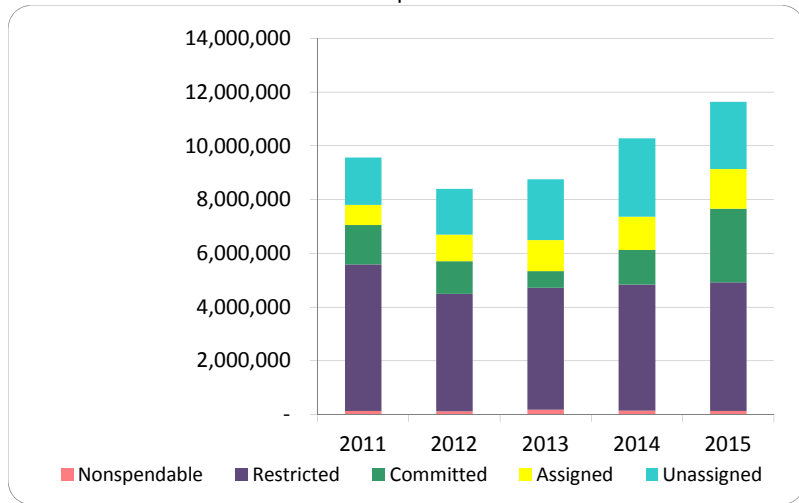
2. Compared to the prior year

	2014	2015	% change
Revenue	13,754,425	13,324,600	-3.12%
Expenditures	12,297,186	12,617,738	2.61%
Surplus (shortfall)	1,457,239	706,862	-51.49%
Fund balance, by component:			
Nondisposable	141,160	132,042	-6.46%
Restricted	4,693,480	4,784,933	1.95%
Committed	1,291,222	2,743,996	112.51%
Assigned	1,238,204	1,475,701	19.18%
Unassigned	2,914,612	2,500,554	-14.21%
total fund balance	10,278,678	11,637,226	13.22%

3. Fund balance per capita - compared to the prior year



4. Historical trends of individual components



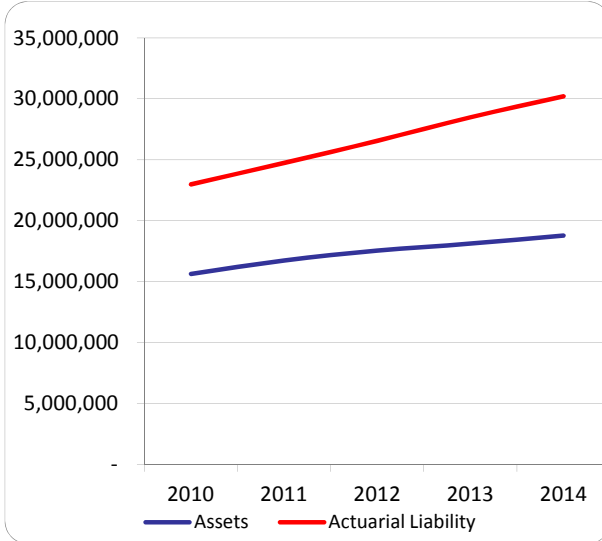
Commentary:

For more information on our unit's finances, contact Marilyn Stamper at 248-624-0885.

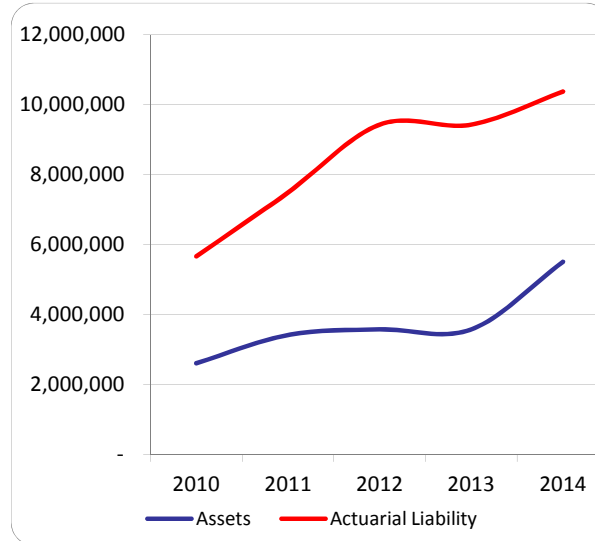
CITIZEN'S GUIDE TO LOCAL UNIT FINANCES - Wixom (632250)

OTHER LONG TERM OBLIGATIONS

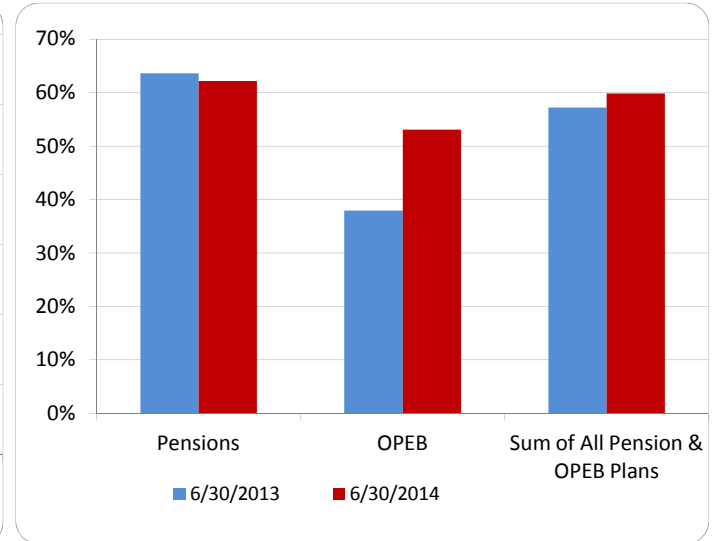
1. Pension funding status



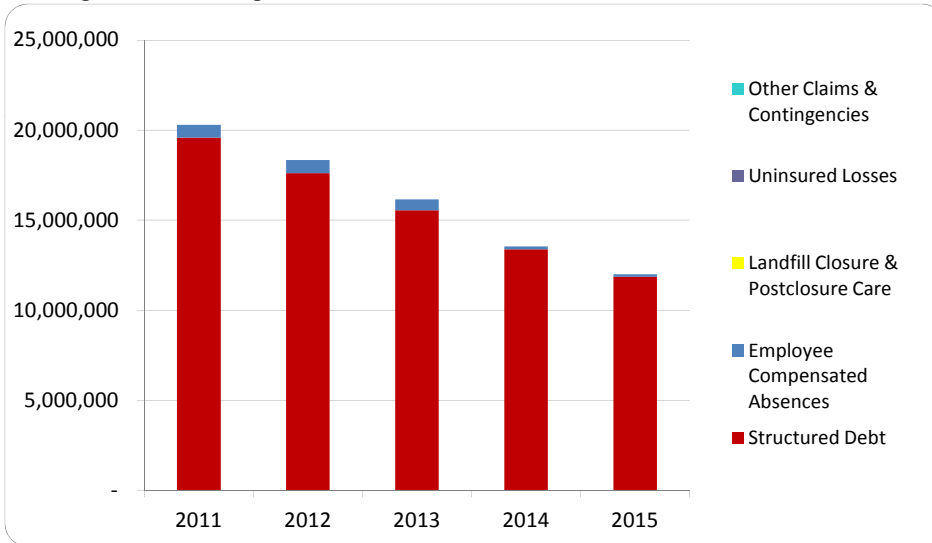
2. Retiree Health care funding status



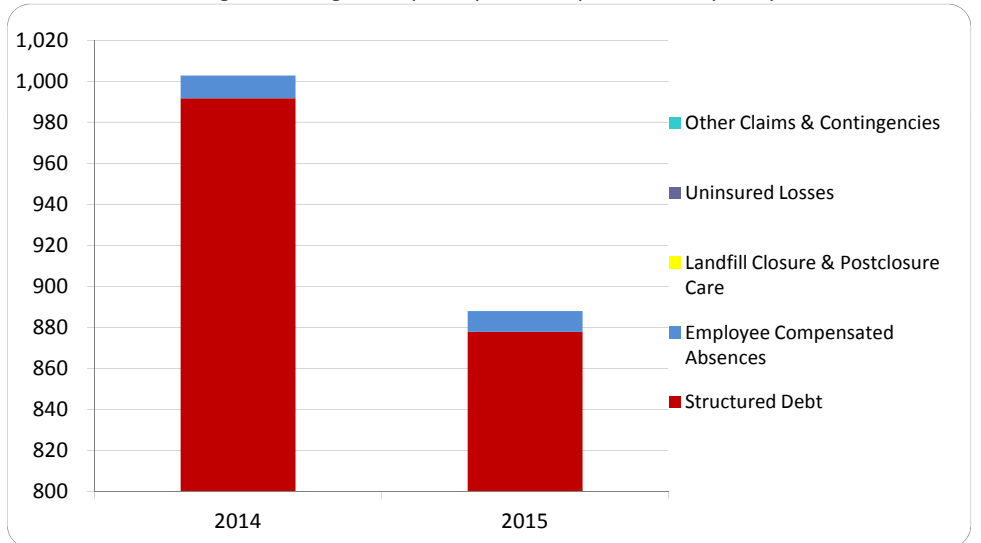
3. Percent funded - compared to the prior year



4. Long Term Debt obligations:



5. Debt & other long term obligations per capita - compared to the prior year



Commentary:

For more information on our unit's finances, contact Marilyn Stamper at 248-624-0885.