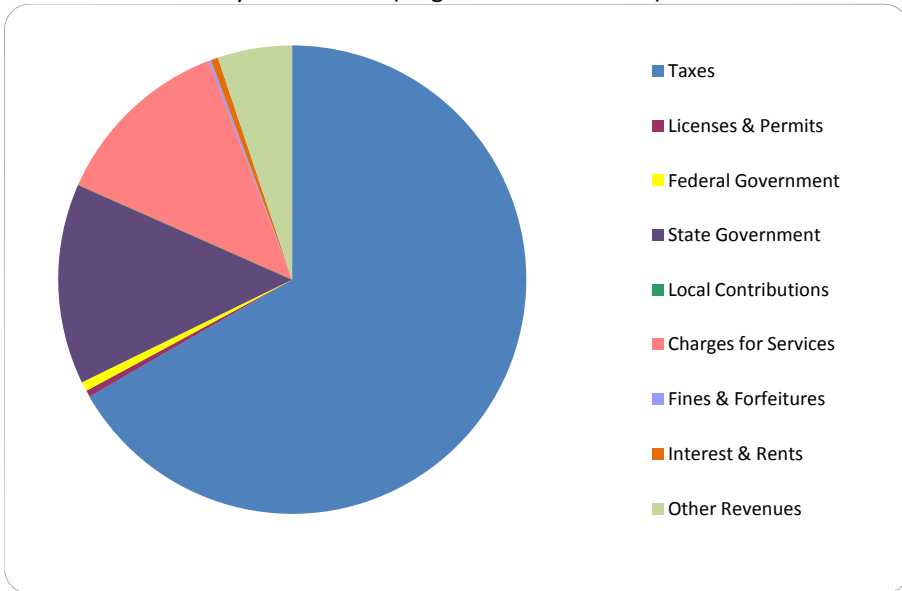


CITIZEN'S GUIDE TO LOCAL UNIT FINANCES - City of Wixom (632250)

REVENUES

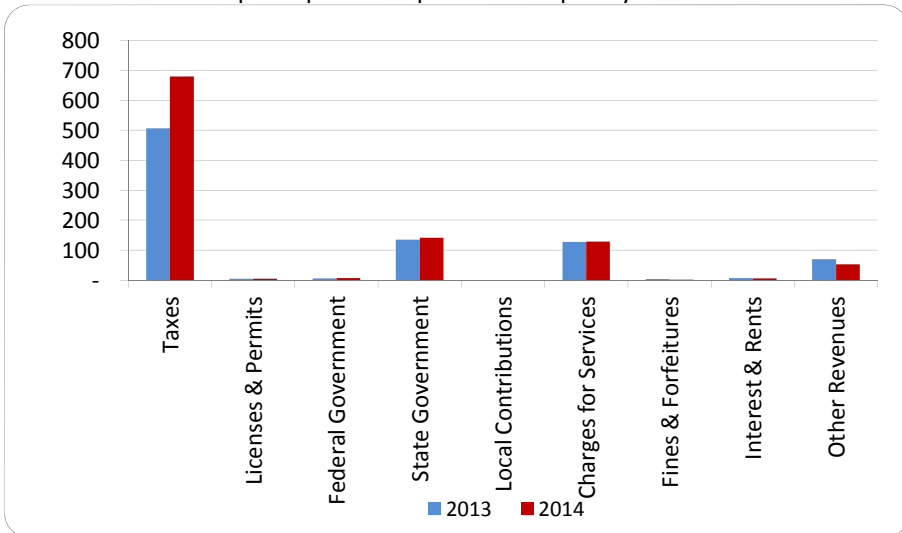
1. Where our money comes from (all governmental funds)



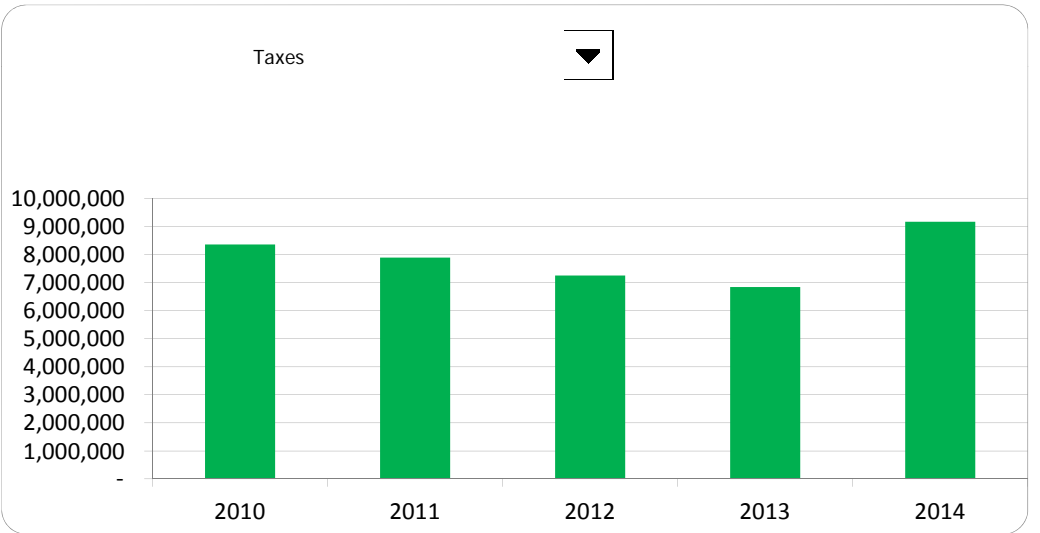
2. Compared to the prior year

	<u>2013</u>	<u>2014</u>	<u>% change</u>
Taxes	\$ 6,840,138	\$ 9,172,044	34.09%
Licenses & Permits	63,620	60,964	-4.17%
Federal Government	69,608	88,766	27.52%
State Government	1,825,338	1,905,671	4.40%
Local Contributions	-	-	N/A
Charges for Services	1,725,543	1,726,701	0.07%
Fines & Forfeitures	40,360	22,448	-44.38%
Interest & Rents	88,876	69,973	-21.27%
Other Revenues	942,979	707,858	-24.93%
Total Revenues	\$ 11,596,462	\$ 13,754,425	18.61%

3. Revenue sources per capita - compared to the prior year



4. Historical trends of individual sources



Commentary:

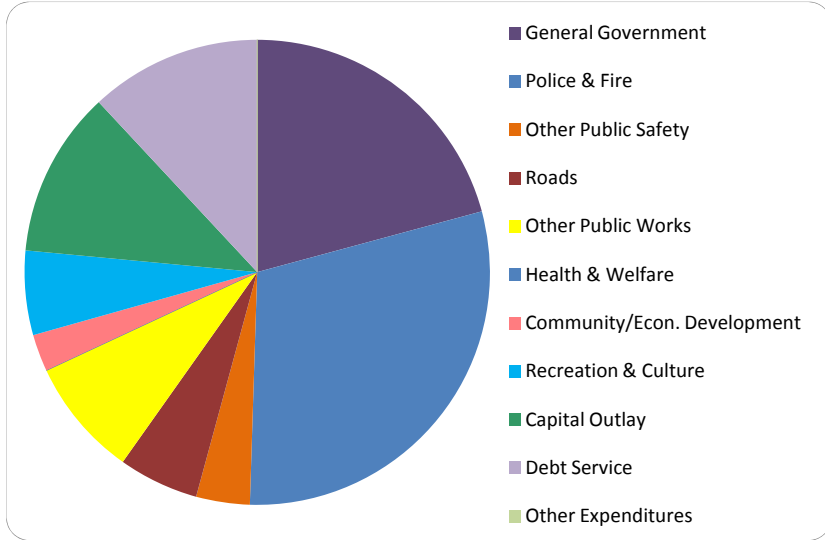
For more information on our unit's finances, contact Marilyn Stamper at 248-624-0885.

CITIZEN'S GUIDE TO LOCAL UNIT FINANCES - City of Wixom (632250)

EXPENDITURES

1. Where we spend our money (all governmental funds)

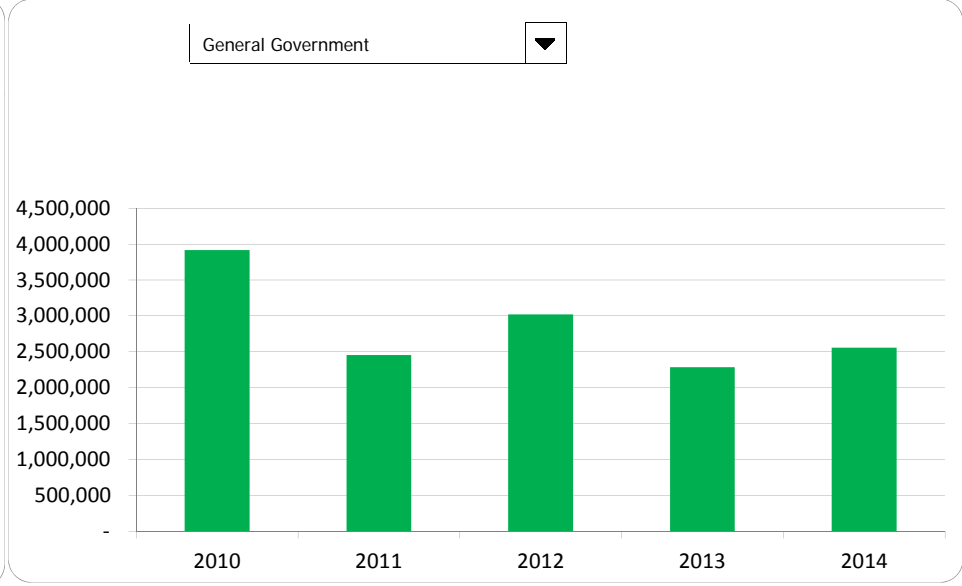
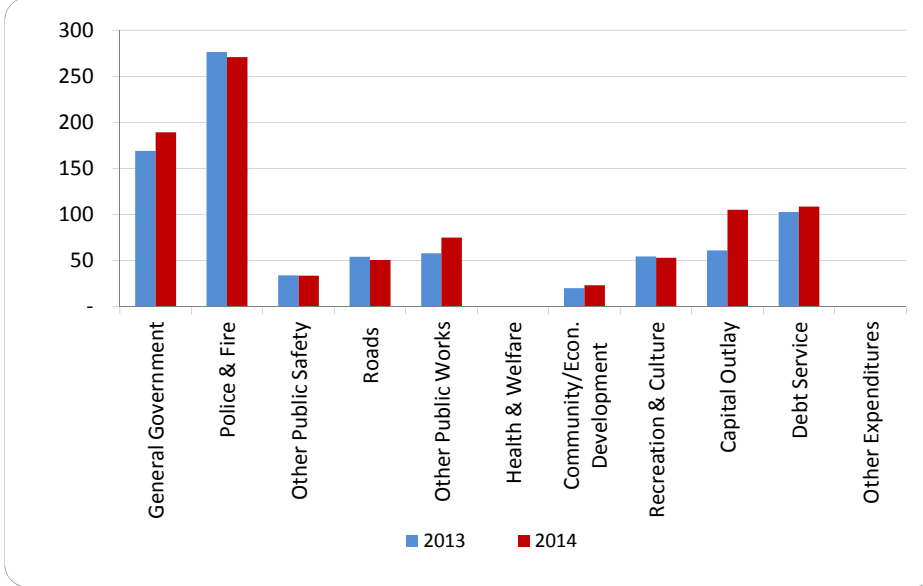
2. Compared to the prior year



	<u>2013</u>	<u>2014</u>	<u>% change</u>
General Government	\$ 2,283,270	\$ 2,556,107	11.95%
Police & Fire	3,732,709	3,655,066	-2.08%
Other Public Safety	463,690	457,414	-1.35%
Roads	736,644	687,483	-6.67%
Other Public Works	786,849	1,015,010	29.00%
Health & Welfare	-	-	N/A
Community/Econ. Development	276,134	316,399	14.58%
Recreation & Culture	740,886	719,730	-2.86%
Capital Outlay	827,341	1,422,575	71.95%
Debt Service	1,390,337	1,467,402	5.54%
Other Expenditures	-	-	N/A
Total Expenditures	\$ 11,237,860	\$ 12,297,186	9.43%

3. Spending per capita - compared to the prior year

4. Historical trends of individual departments:



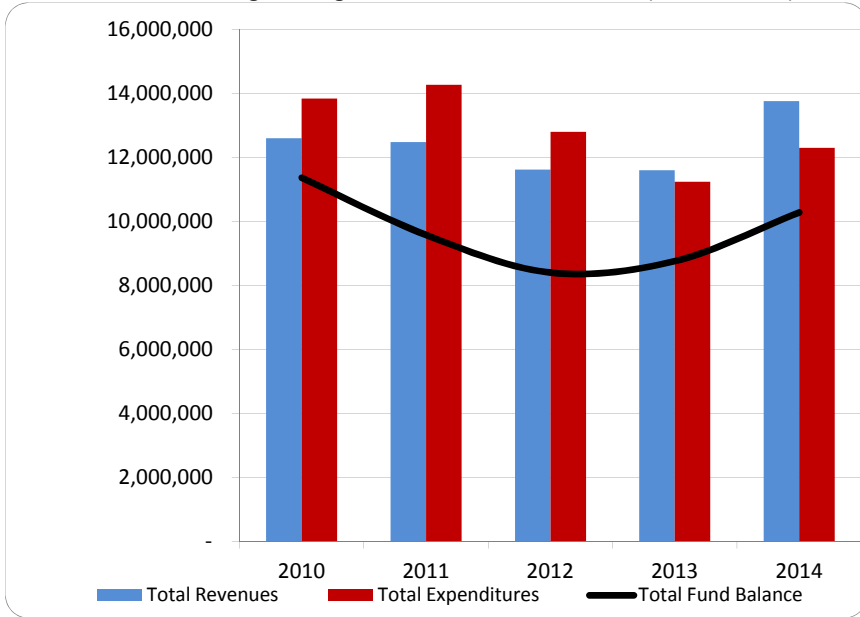
Commentary:

For more information on our unit's finances, contact Marilyn Stamper at 248-624-0885.

CITIZEN'S GUIDE TO LOCAL UNIT FINANCES - City of Wixom (632250)

FINANCIAL POSITION

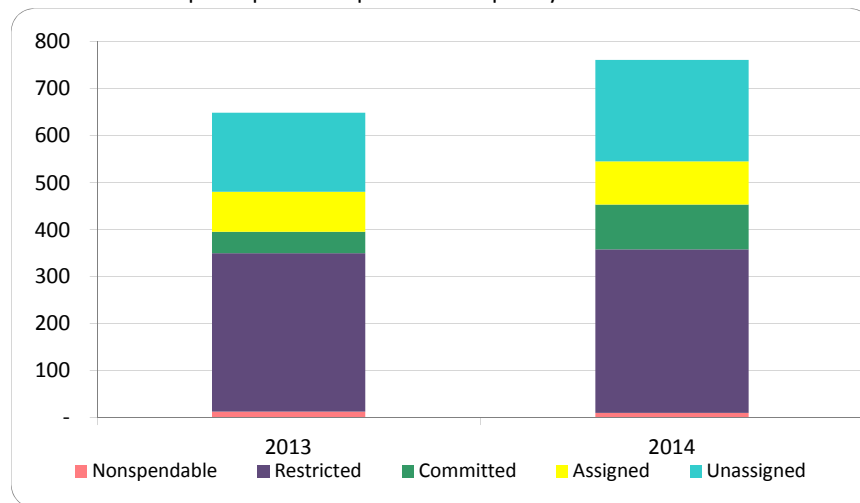
1. How have we managed our governmental fund resources (fund balance)?



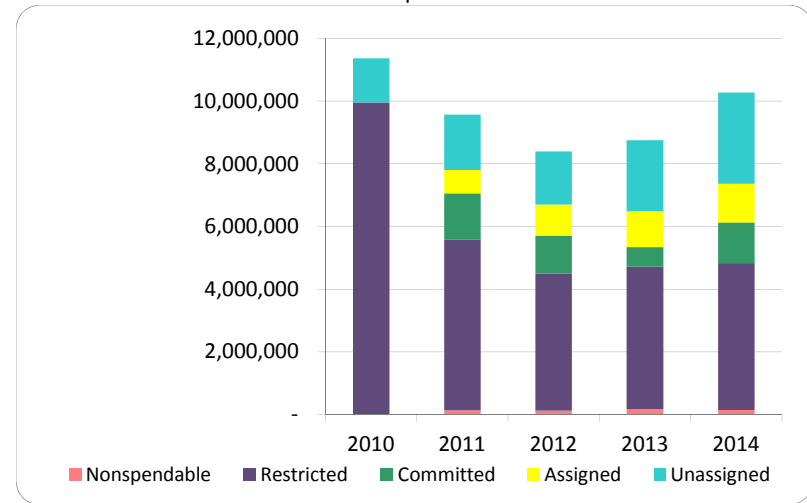
2. Compared to the prior year

	2013	2014	% change
Revenue	11,596,462	13,754,425	18.61%
Expenditures	11,237,860	12,297,186	9.43%
Surplus (shortfall)	358,602	1,457,239	306.37%
Fund balance, by component:			
Nondspendable	179,503	141,160	-21.36%
Restricted	4,541,929	4,693,480	3.34%
Committed	617,934	1,291,222	108.96%
Assigned	1,149,676	1,238,204	7.70%
Unassigned	2,266,977	2,914,612	28.57%
total fund balance	8,756,019	10,278,678	17.39%

3. Fund balance per capita - compared to the prior year



4. Historical trends of individual components



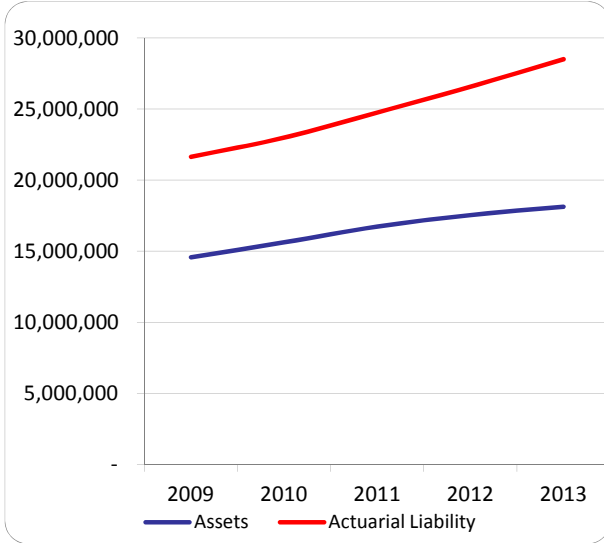
Commentary:

For more information on our unit's finances, contact Marilyn Stamper at 248-624-0885.

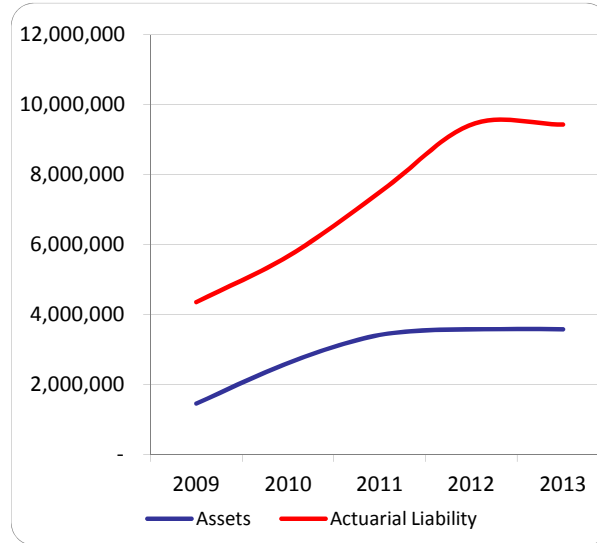
CITIZEN'S GUIDE TO LOCAL UNIT FINANCES - City of Wixom (632250)

OTHER LONG TERM OBLIGATIONS

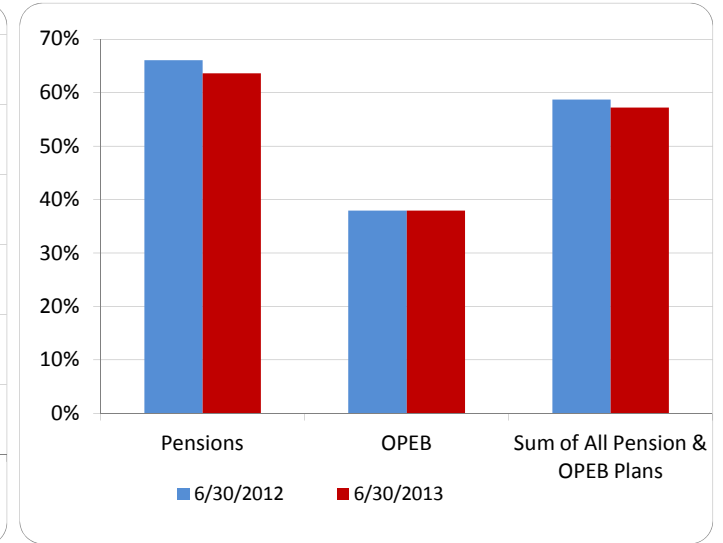
1. Pension funding status



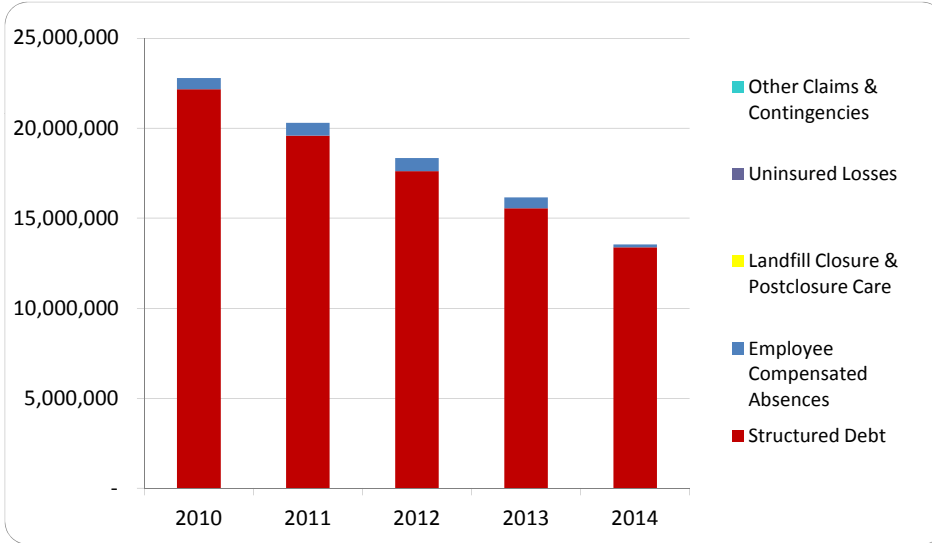
2. Retiree Health care funding status



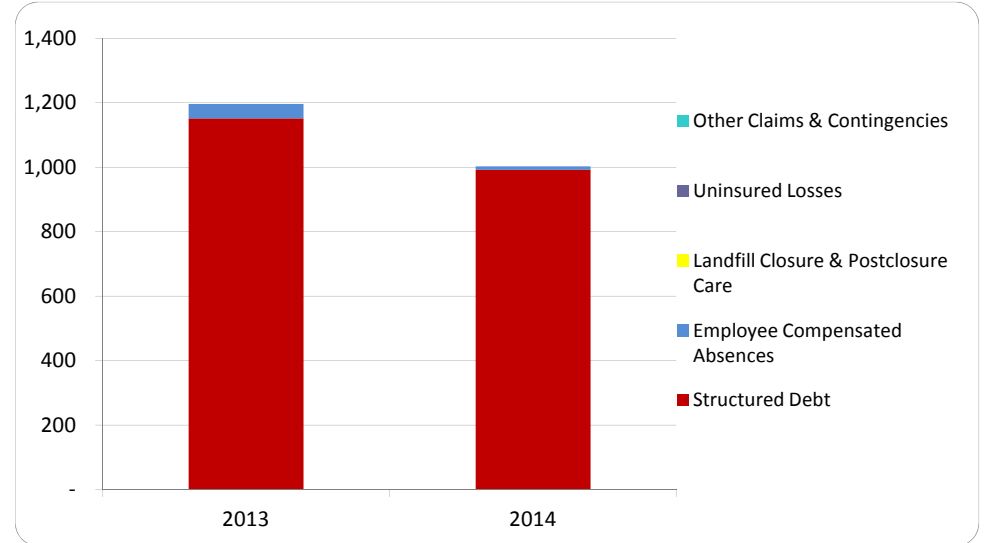
3. Percent funded - compared to the prior year



4. Long Term Debt obligations:



5. Debt & other long term obligations per capita - compared to the prior year



Commentary:

For more information on our unit's finances, contact Marilyn Stamper at 248-624-0885.