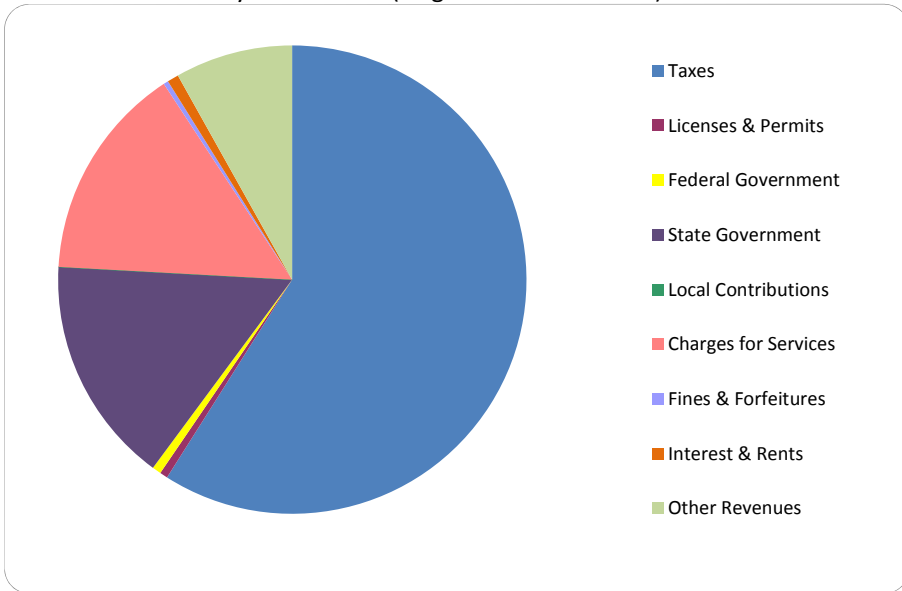


CITIZEN'S GUIDE TO LOCAL UNIT FINANCES - City of Wixom (632250)

REVENUES

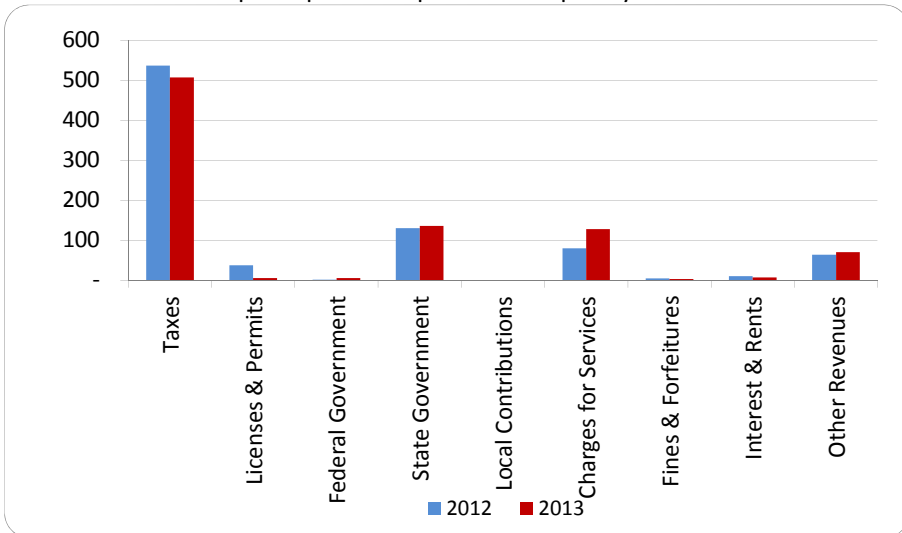
1. Where our money comes from (all governmental funds)



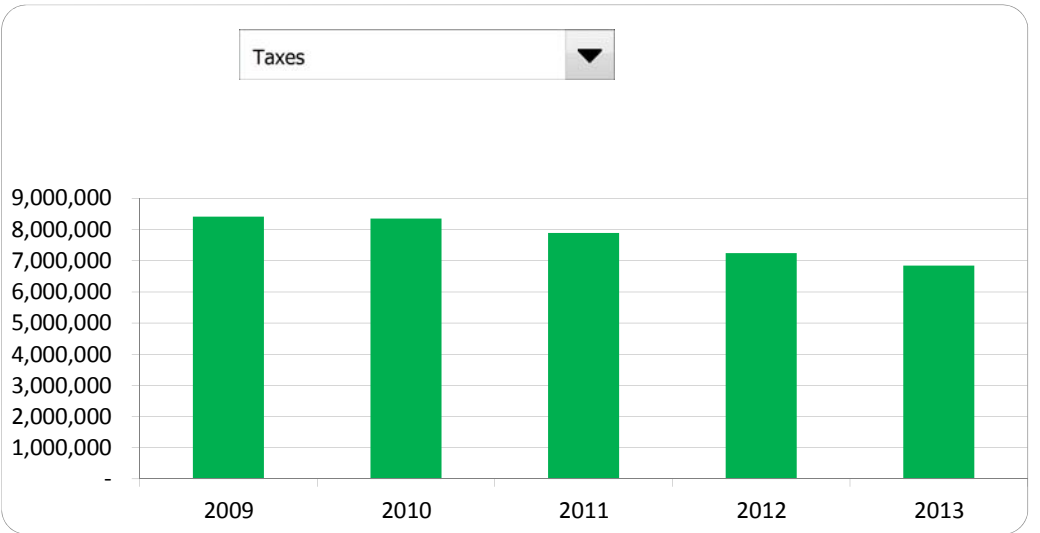
2. Compared to the prior year

	<u>2012</u>	<u>2013</u>	<u>% change</u>
Taxes	\$ 7,248,546	\$ 6,840,138	-5.63%
Licenses & Permits	496,584	63,620	-87.19%
Federal Government	6,686	69,608	941.10%
State Government	1,750,624	1,825,338	4.27%
Local Contributions	-	-	N/A
Charges for Services	1,075,123	1,725,543	60.50%
Fines & Forfeitures	52,684	40,360	-23.39%
Interest & Rents	130,076	88,876	-31.67%
Other Revenues	853,437	942,979	10.49%
Total Revenues	\$ 11,613,760	\$ 11,596,462	-0.15%

3. Revenue sources per capita - compared to the prior year



4. Historical trends of individual sources



Commentary:

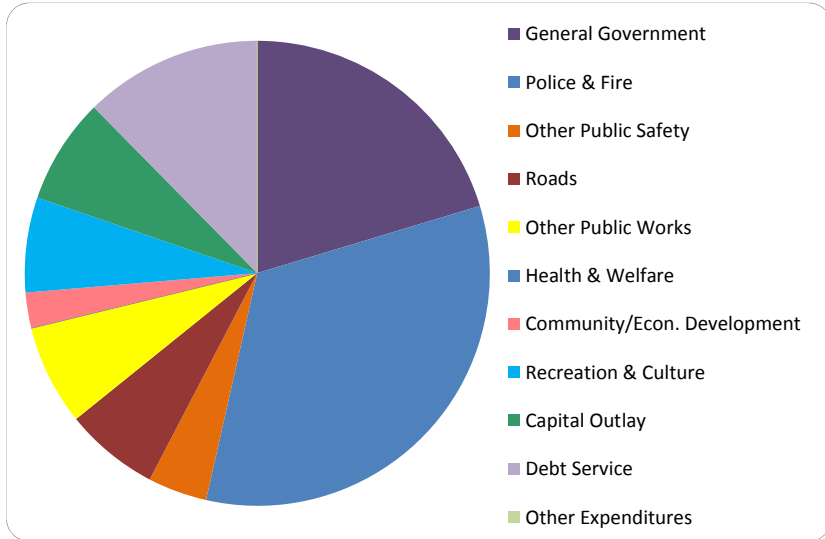
For more information on our unit's finances, contact Marilyn Stamper at 248-624-0885.

CITIZEN'S GUIDE TO LOCAL UNIT FINANCES - City of Wixom (632250)

EXPENDITURES

1. Where we spend our money (all governmental funds)

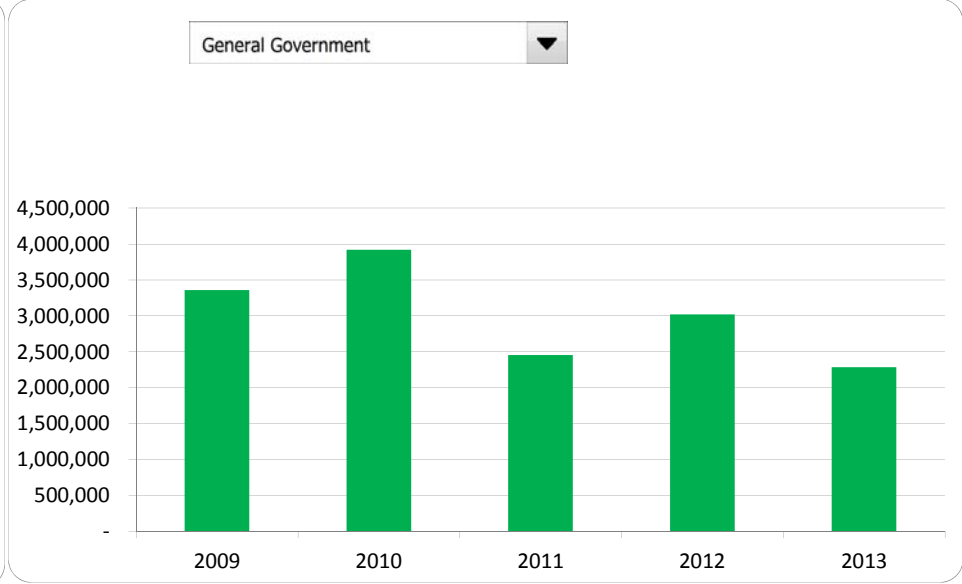
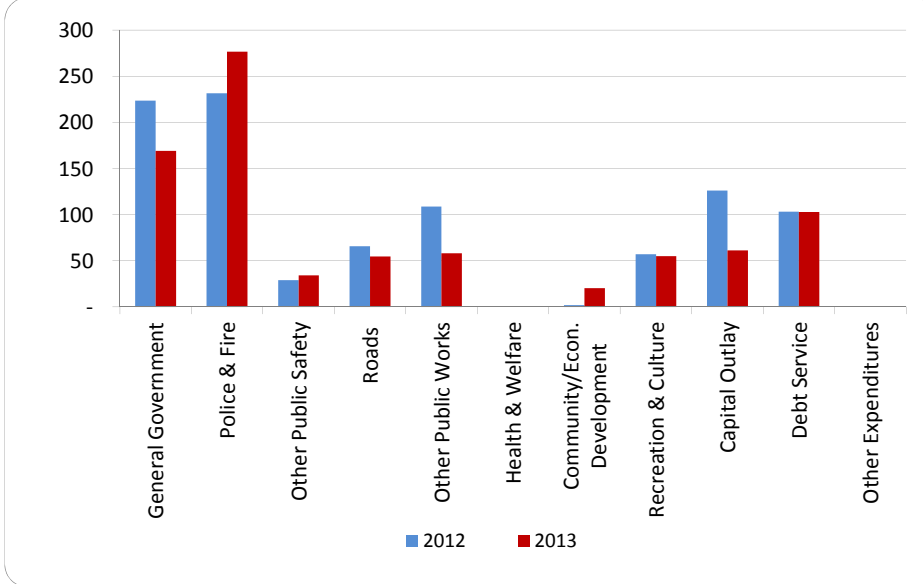
2. Compared to the prior year



	<u>2012</u>	<u>2013</u>	<u>% change</u>
General Government	\$ 3,018,228	\$ 2,283,270	-24.35%
Police & Fire	3,126,695	3,732,709	19.38%
Other Public Safety	392,104	463,690	18.26%
Roads	888,442	736,644	-17.09%
Other Public Works	1,470,217	786,849	-46.48%
Health & Welfare	-	-	N/A
Community/Econ. Development	27,323	276,134	910.63%
Recreation & Culture	768,986	740,886	-3.65%
Capital Outlay	1,701,955	827,341	-51.39%
Debt Service	1,395,737	1,390,337	-0.39%
Other Expenditures	-	-	N/A
Total Expenditures	\$ 12,789,687	\$ 11,237,860	-12.13%

3. Spending per capita - compared to the prior year

4. Historical trends of individual departments:



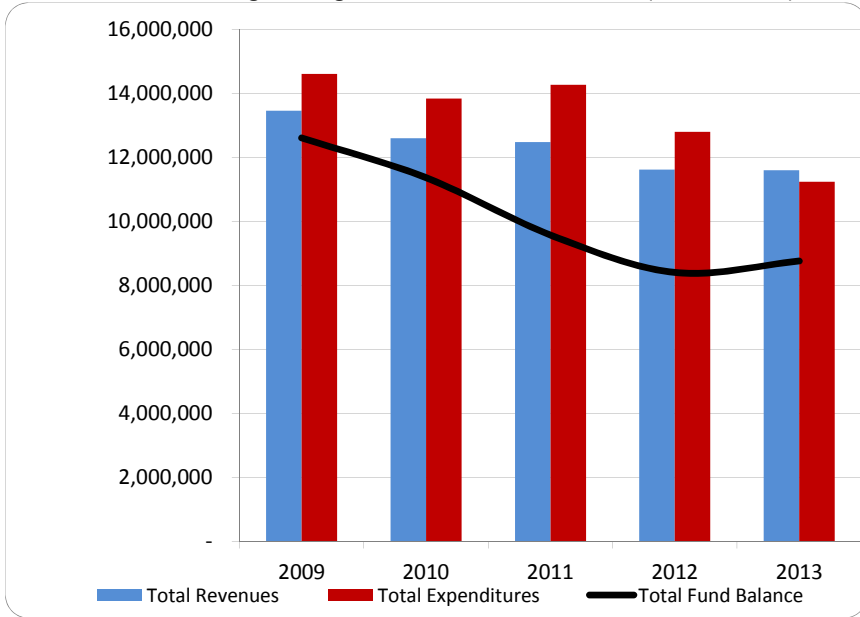
Commentary:

For more information on our unit's finances, contact Marilyn Stamper at 248-624-0885.

CITIZEN'S GUIDE TO LOCAL UNIT FINANCES - City of Wixom (632250)

FINANCIAL POSITION

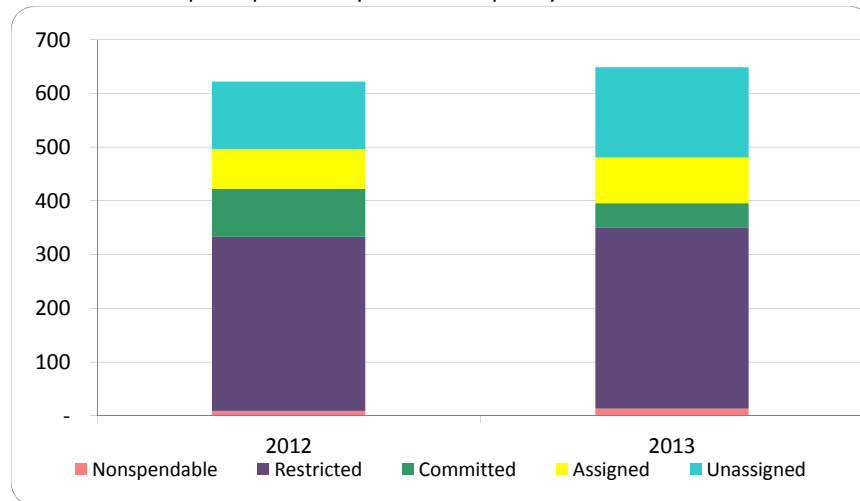
1. How have we managed our governmental fund resources (fund balance)?



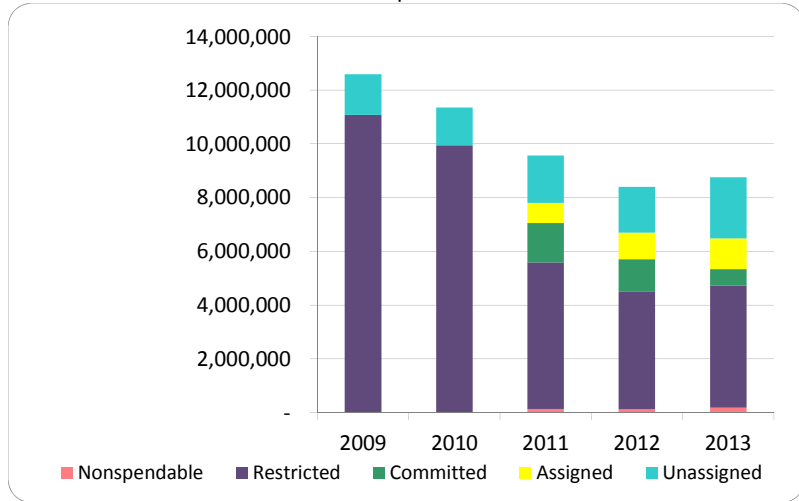
2. Compared to the prior year

	2012	2013	% change
Revenue	11,613,760	11,596,462	-0.15%
Expenditures	12,789,687	11,237,860	-12.13%
Surplus (shortfall)	(1,175,927)	358,602	-130.50%
Fund balance, by component:			
Nondspendable	124,380	179,503	44.32%
Restricted	4,369,455	4,541,929	3.95%
Committed	1,212,381	617,934	-49.03%
Assigned	989,460	1,149,676	16.19%
Unassigned	1,701,741	2,266,977	33.22%
total fund balance	8,397,417	8,756,019	4.27%

3. Fund balance per capita - compared to the prior year



4. Historical trends of individual components



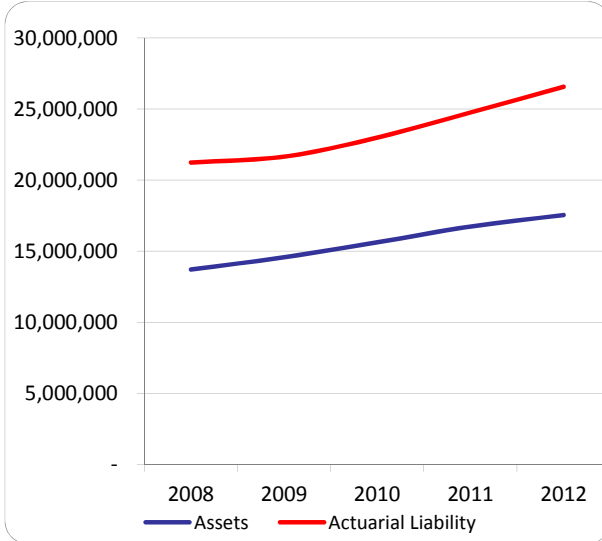
Commentary:

For more information on our unit's finances, contact Marilyn Stamper at 248-624-0885.

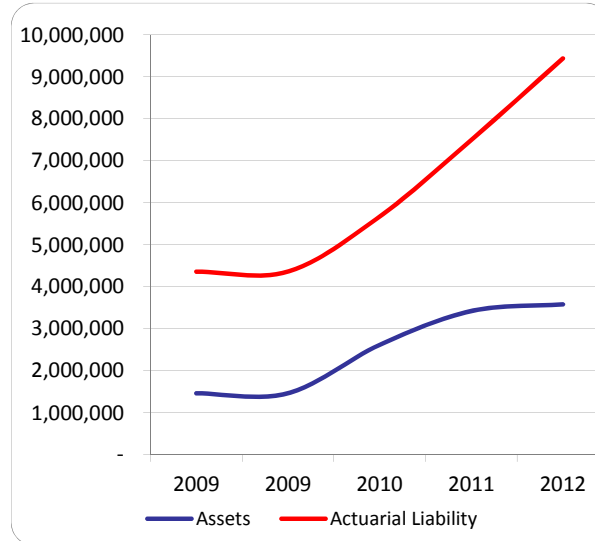
CITIZEN'S GUIDE TO LOCAL UNIT FINANCES - City of Wixom (632250)

OTHER LONG TERM OBLIGATIONS

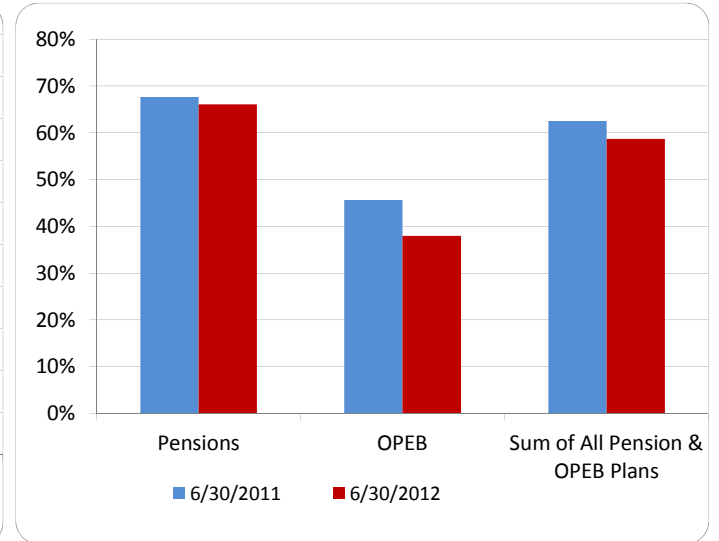
1. Pension funding status



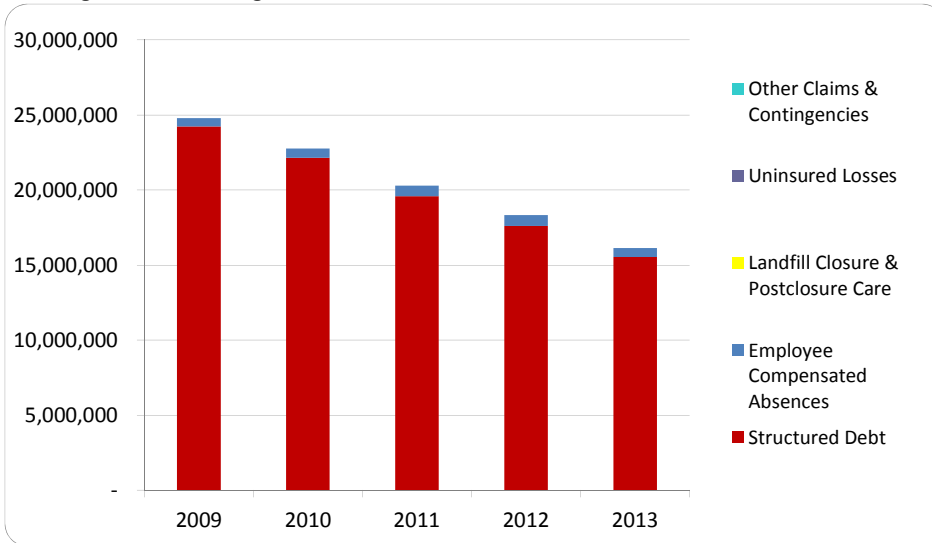
2. Retiree Health care funding status



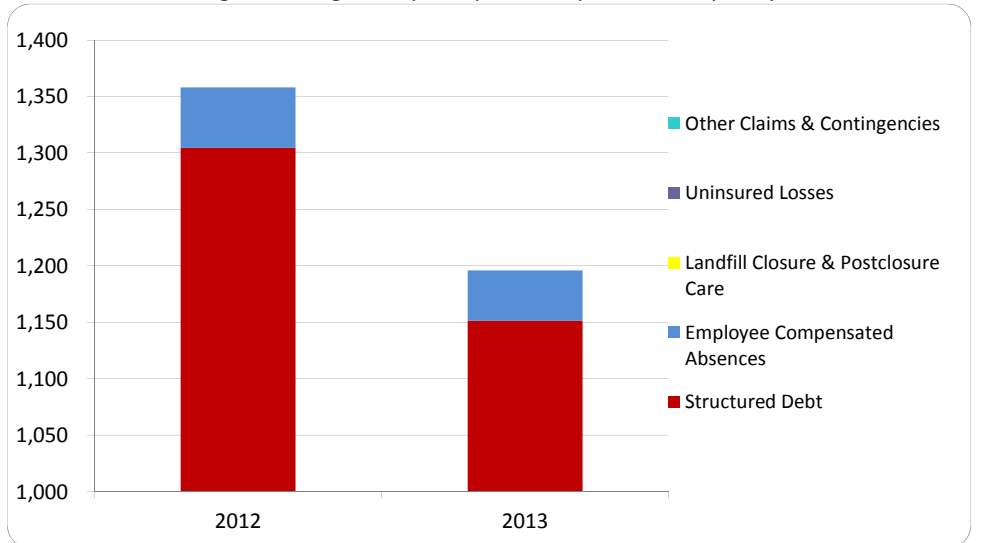
3. Percent funded - compared to the prior year



4. Long Term Debt obligations:



5. Debt & other long term obligations per capita - compared to the prior year



Commentary:

For more information on our unit's finances, contact Marilyn Stamper at 248-624-0885.