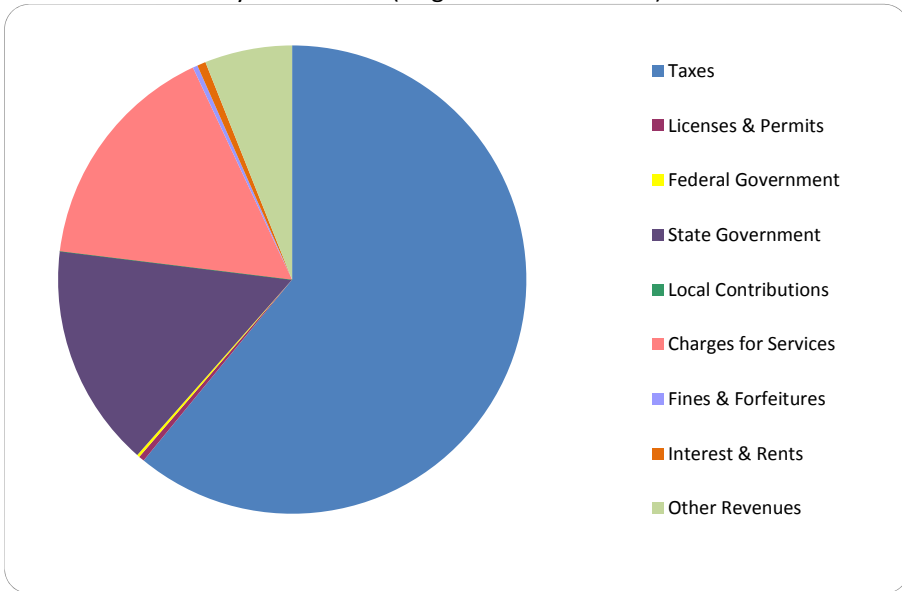


CITIZEN'S GUIDE TO LOCAL UNIT FINANCES - Wixom (632250)

REVENUES

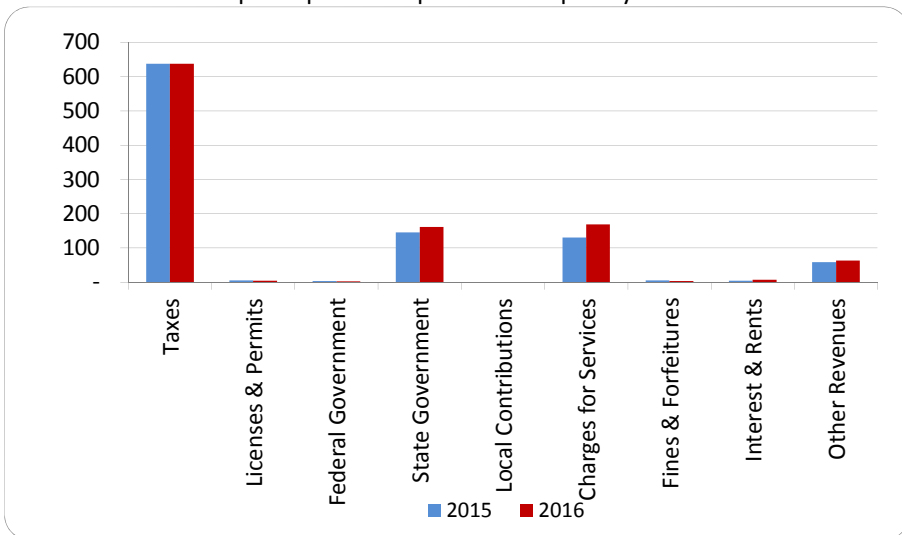
1. Where our money comes from (all governmental funds)



2. Compared to the prior year

	<u>2015</u>	<u>2016</u>	<u>% change</u>
Taxes	\$ 8,598,606	\$ 8,599,108	0.01%
Licenses & Permits	63,978	56,150	-12.24%
Federal Government	44,646	24,164	-45.88%
State Government	1,957,424	2,178,849	11.31%
Local Contributions	-	-	N/A
Charges for Services	1,762,921	2,270,282	28.78%
Fines & Forfeitures	61,384	44,755	-27.09%
Interest & Rents	55,738	86,084	54.44%
Other Revenues	779,903	851,854	9.23%
Total Revenues	\$ 13,324,600	\$ 14,111,246	5.90%

3. Revenue sources per capita - compared to the prior year



4. Historical trends of individual sources



Commentary:

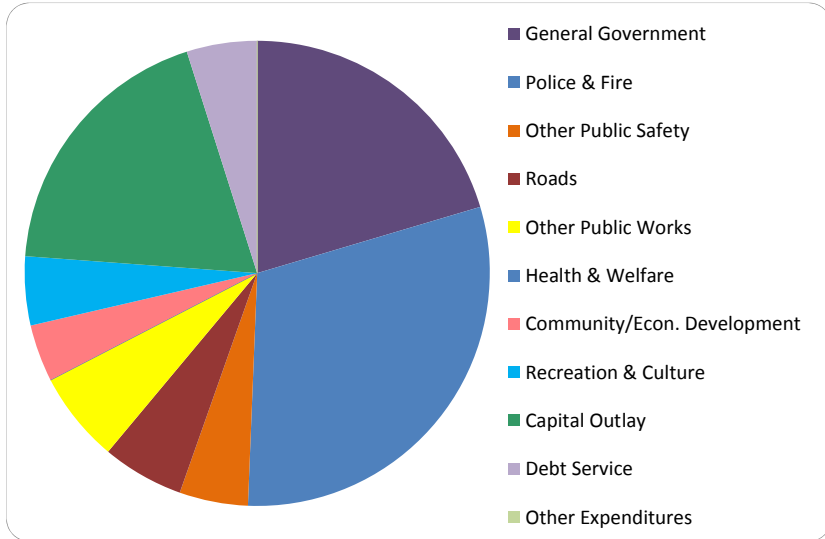
For more information on our unit's finances, contact Marilyn Stamper at 248-624-0885.

CITIZEN'S GUIDE TO LOCAL UNIT FINANCES - Wixom (632250)

EXPENDITURES

1. Where we spend our money (all governmental funds)

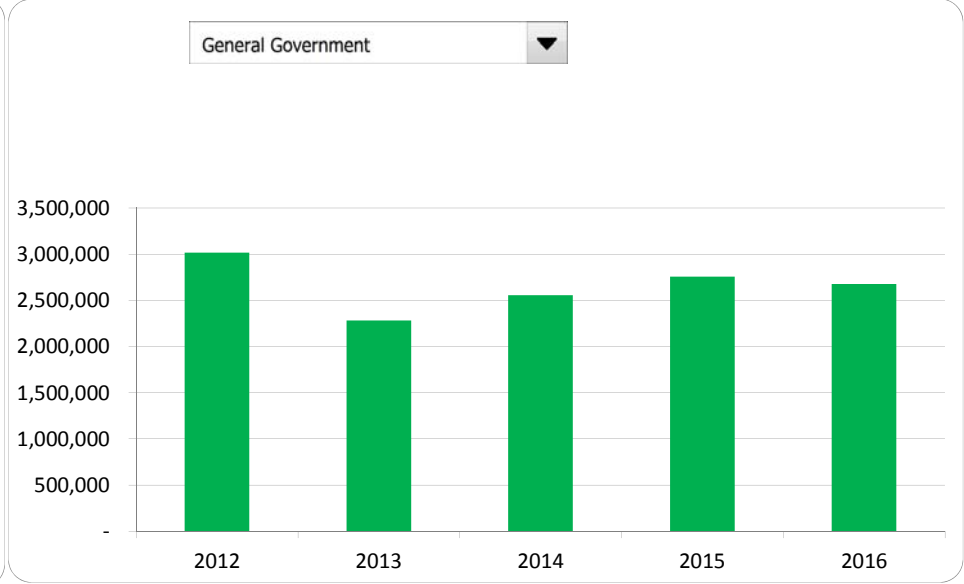
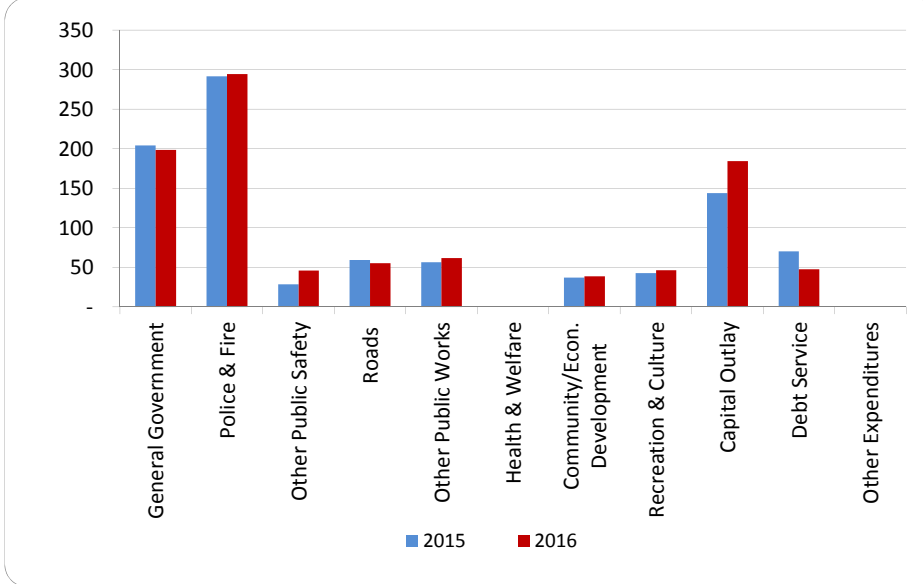
2. Compared to the prior year



	2015	2016	% change
General Government	\$ 2,757,820	\$ 2,678,269	-2.88%
Police & Fire	3,934,349	3,972,884	0.98%
Other Public Safety	387,394	623,706	61.00%
Roads	800,801	746,161	-6.82%
Other Public Works	763,640	831,935	8.94%
Health & Welfare	-	-	N/A
Community/Econ. Development	502,654	522,515	3.95%
Recreation & Culture	579,575	625,980	8.01%
Capital Outlay	1,942,058	2,486,906	28.06%
Debt Service	949,447	643,668	-32.21%
Other Expenditures	-	-	N/A
Total Expenditures	\$ 12,617,738	\$ 13,132,024	4.08%

3. Spending per capita - compared to the prior year

4. Historical trends of individual departments:



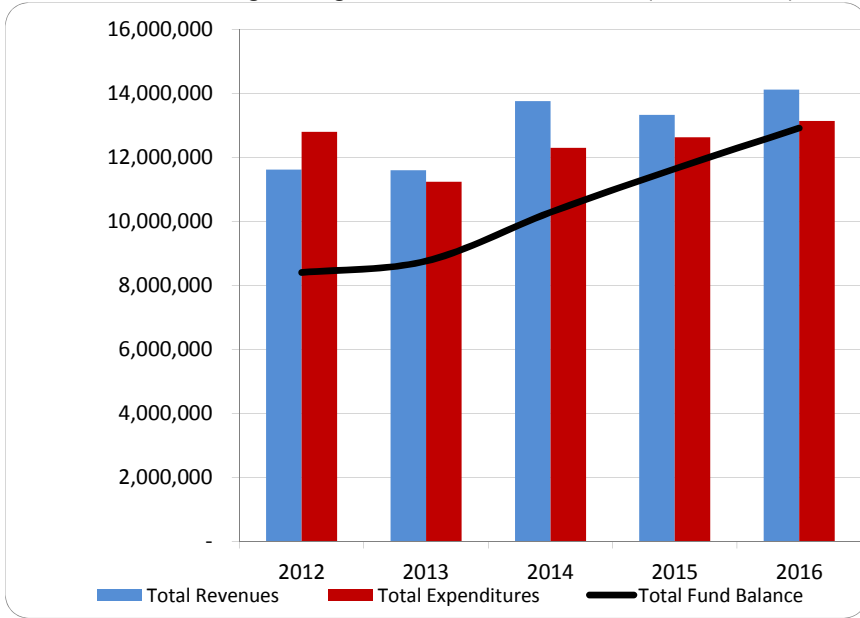
Commentary:

For more information on our unit's finances, contact Marilyn Stamper at 248-624-0885.

CITIZEN'S GUIDE TO LOCAL UNIT FINANCES - Wixom (632250)

FINANCIAL POSITION

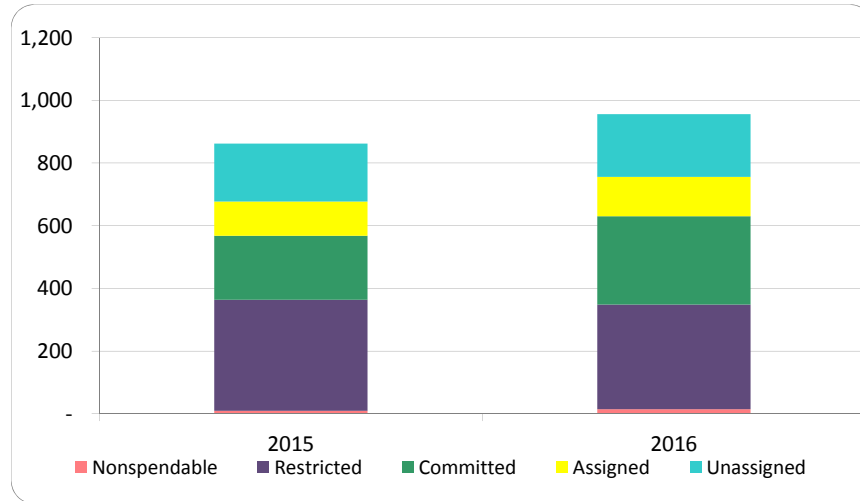
1. How have we managed our governmental fund resources (fund balance)?



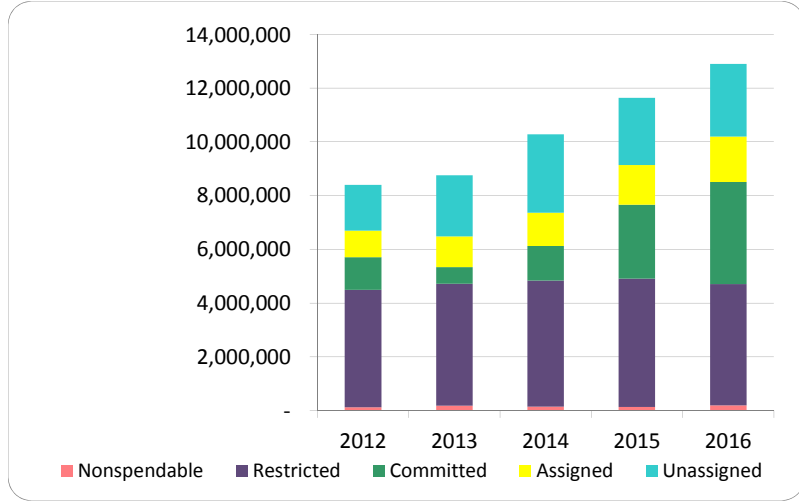
2. Compared to the prior year

	2015	2016	% change
Revenue	13,324,600	14,111,246	5.90%
Expenditures	12,617,738	13,132,024	4.08%
Surplus (shortfall)	706,862	979,222	38.53%
Fund balance, by component:			
Nondisposable	132,042	197,912	49.89%
Restricted	4,784,933	4,507,607	-5.80%
Committed	2,743,996	3,803,882	38.63%
Assigned	1,475,701	1,692,331	14.68%
Unassigned	2,500,554	2,706,294	8.23%
total fund balance	11,637,226	12,908,026	10.92%

3. Fund balance per capita - compared to the prior year



4. Historical trends of individual components



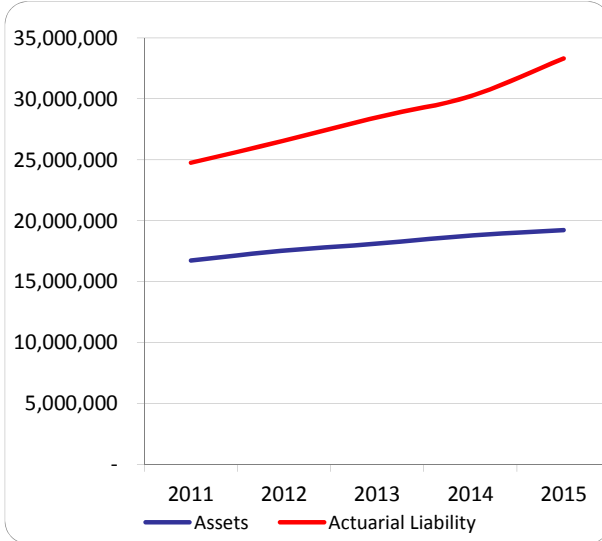
Commentary:

For more information on our unit's finances, contact Marilyn Stamper at 248-624-0885.

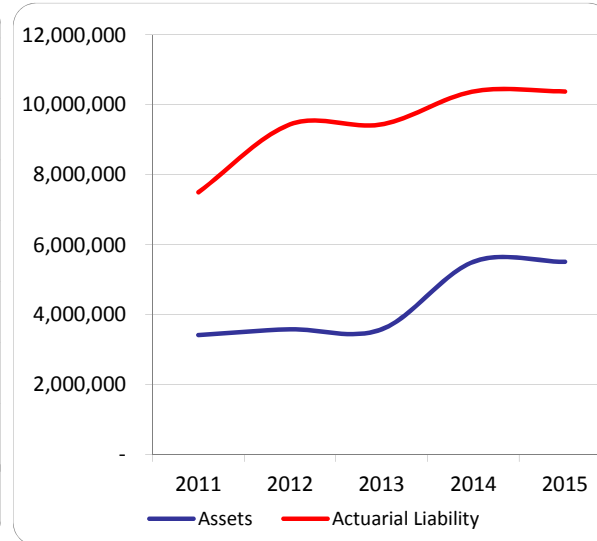
CITIZEN'S GUIDE TO LOCAL UNIT FINANCES - Wixom (632250)

OTHER LONG TERM OBLIGATIONS

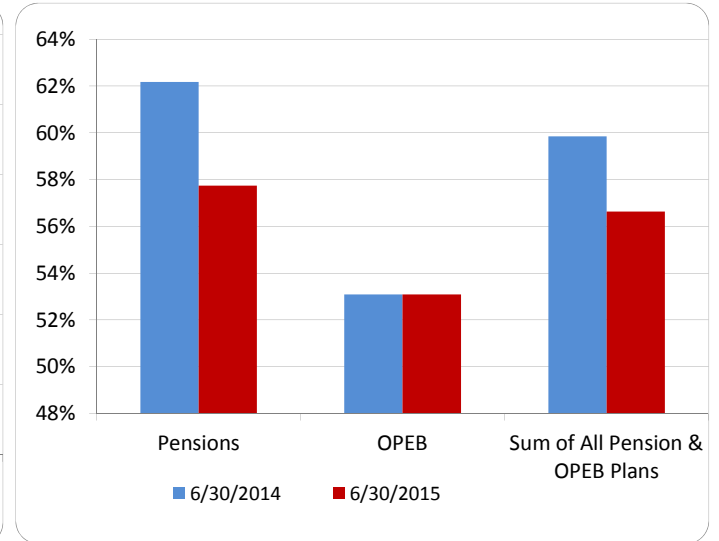
1. Pension funding status



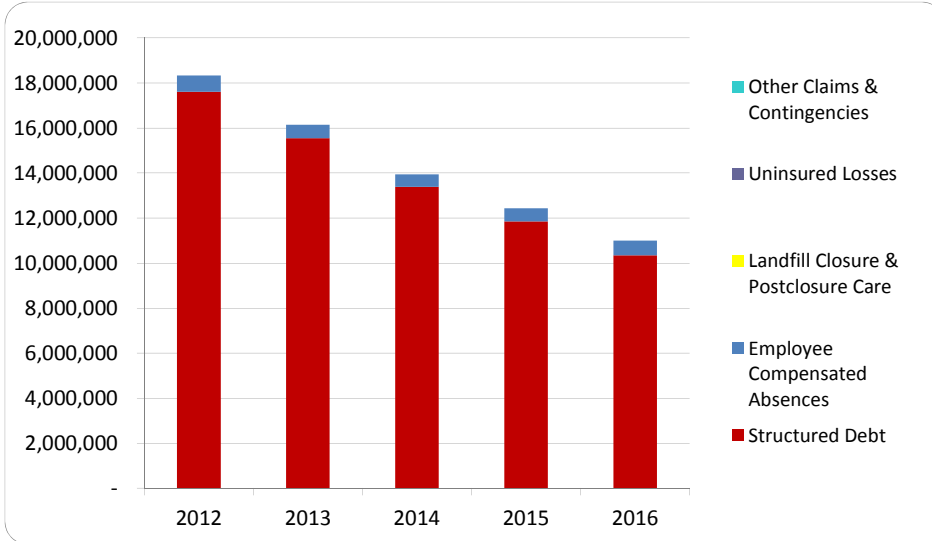
2. Retiree Health care funding status



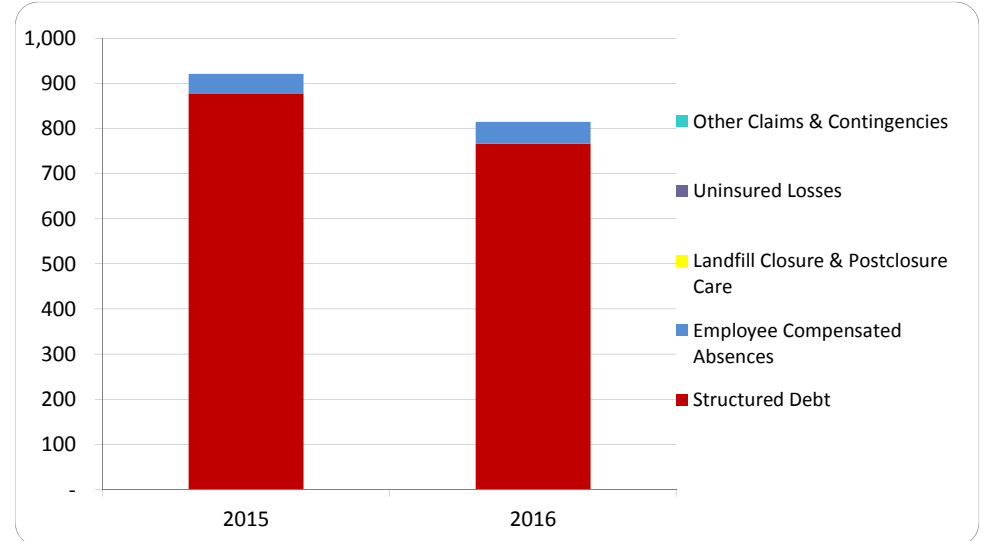
3. Percent funded - compared to the prior year



4. Long Term Debt obligations:



5. Debt & other long term obligations per capita - compared to the prior year



Commentary:

For more information on our unit's finances, contact Marilyn Stamper at 248-624-0885.