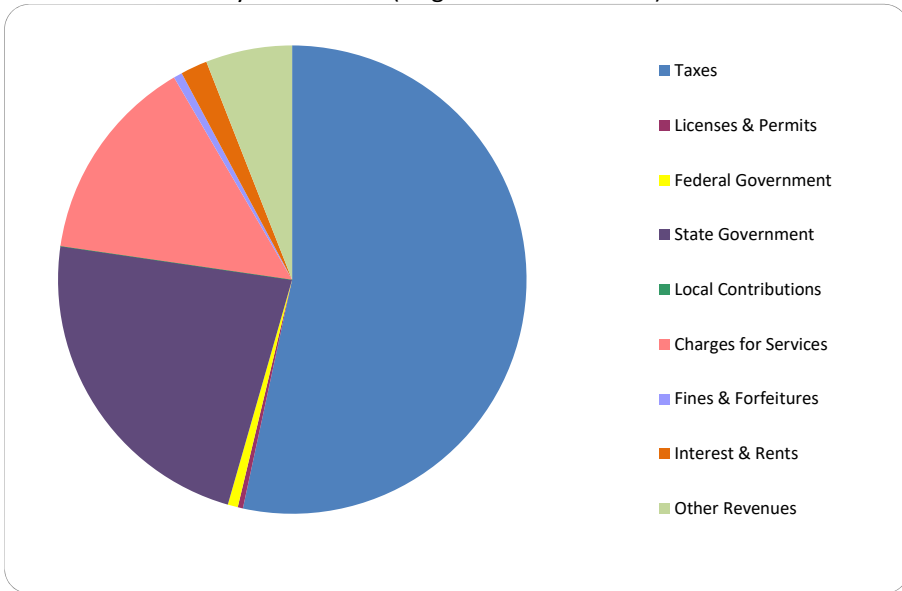


CITIZEN'S GUIDE TO LOCAL UNIT FINANCES - Wixom (632250)

REVENUES

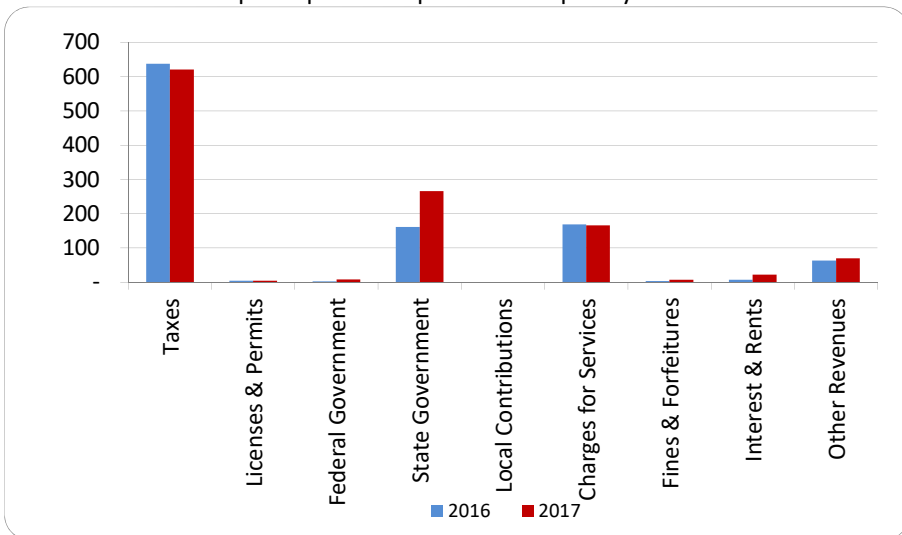
1. Where our money comes from (all governmental funds)



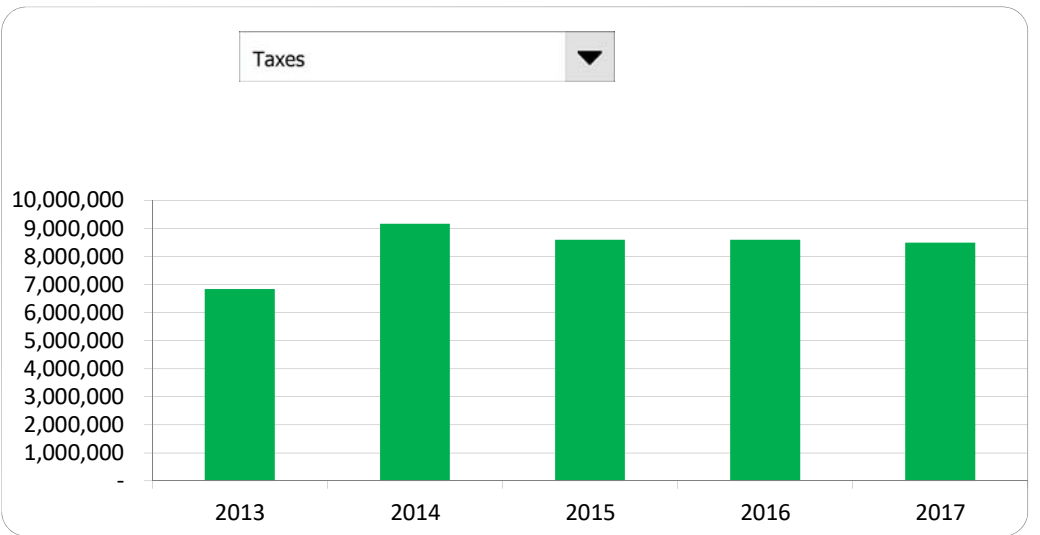
2. Compared to the prior year

	<u>2016</u>	<u>2017</u>	<u>% change</u>
Taxes	\$ 8,599,108	\$ 8,494,226	-1.22%
Licenses & Permits	56,150	56,324	0.31%
Federal Government	24,164	111,324	360.70%
State Government	2,178,849	3,638,039	66.97%
Local Contributions	-	-	N/A
Charges for Services	2,270,282	2,272,146	0.08%
Fines & Forfeitures	44,755	96,089	114.70%
Interest & Rents	86,084	293,642	241.11%
Other Revenues	851,854	950,426	11.57%
Total Revenues	\$ 14,111,246	\$ 15,912,216	12.76%

3. Revenue sources per capita - compared to the prior year



4. Historical trends of individual sources



Commentary:

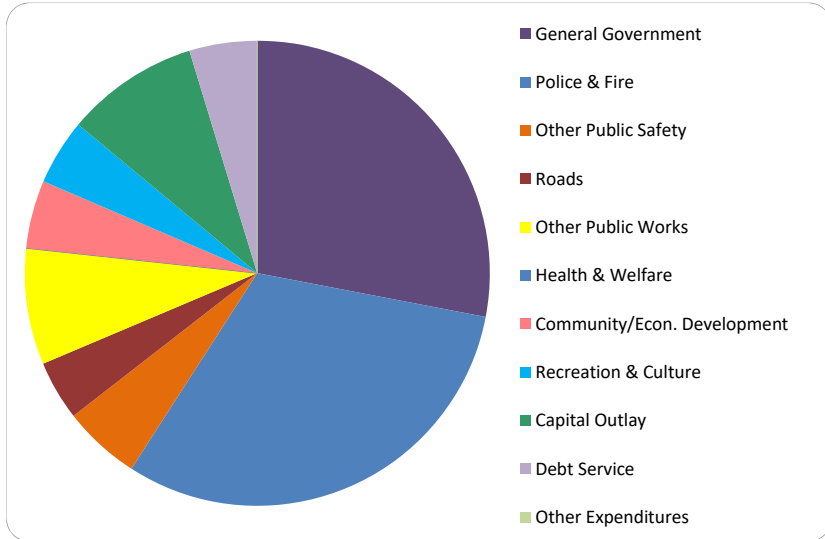
For more information on our unit's finances, contact Marilyn Stamper at 248-624-0885.

CITIZEN'S GUIDE TO LOCAL UNIT FINANCES - Wixom (632250)

EXPENDITURES

1. Where we spend our money (all governmental funds)

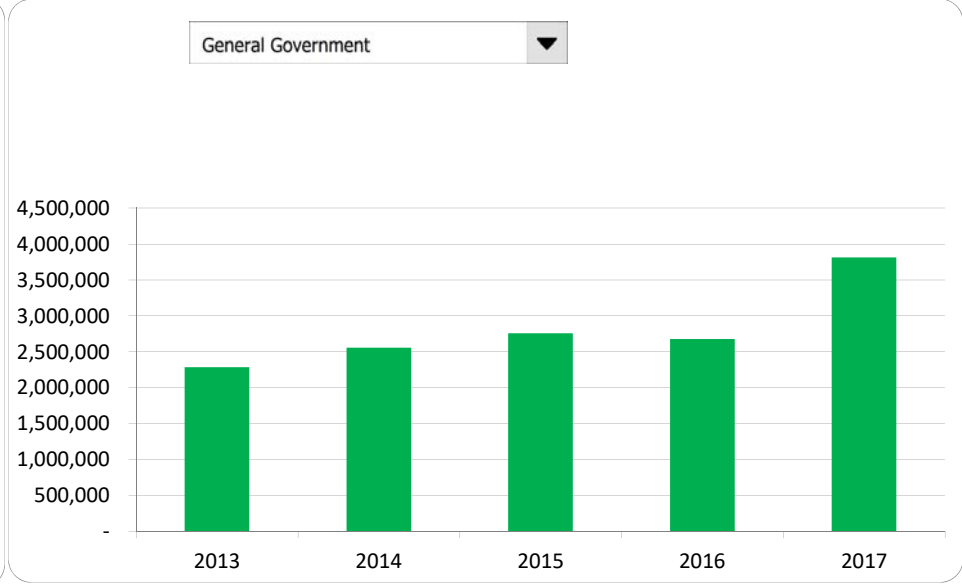
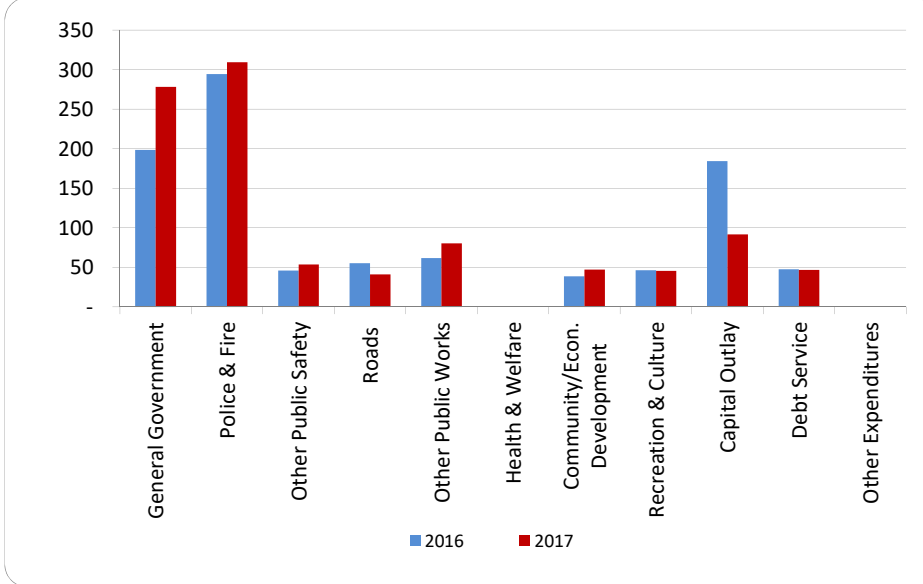
2. Compared to the prior year



	2016	2017	% change
General Government	\$ 2,678,269	\$ 3,812,123	42.34%
Police & Fire	3,972,884	4,234,715	6.59%
Other Public Safety	623,706	733,157	17.55%
Roads	746,161	564,033	-24.41%
Other Public Works	831,935	1,101,237	32.37%
Health & Welfare	-	-	N/A
Community/Econ. Development	522,515	644,798	23.40%
Recreation & Culture	625,980	623,950	-0.32%
Capital Outlay	2,486,906	1,258,806	-49.38%
Debt Service	643,668	641,119	-0.40%
Other Expenditures	-	-	N/A
Total Expenditures	\$ 13,132,024	\$ 13,613,938	3.67%

3. Spending per capita - compared to the prior year

4. Historical trends of individual departments:



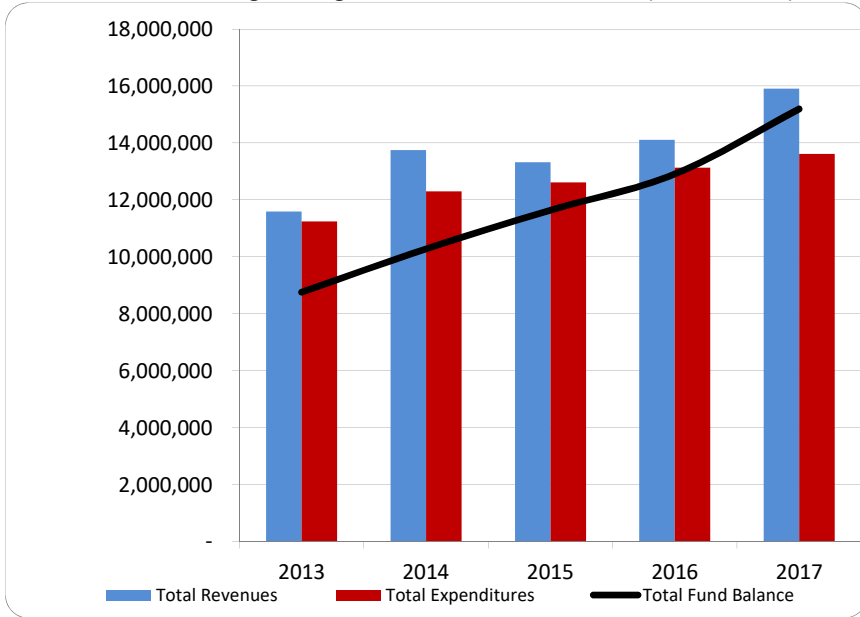
Commentary:

For more information on our unit's finances, contact Marilyn Stamper at 248-624-0885.

CITIZEN'S GUIDE TO LOCAL UNIT FINANCES - Wixom (632250)

FINANCIAL POSITION

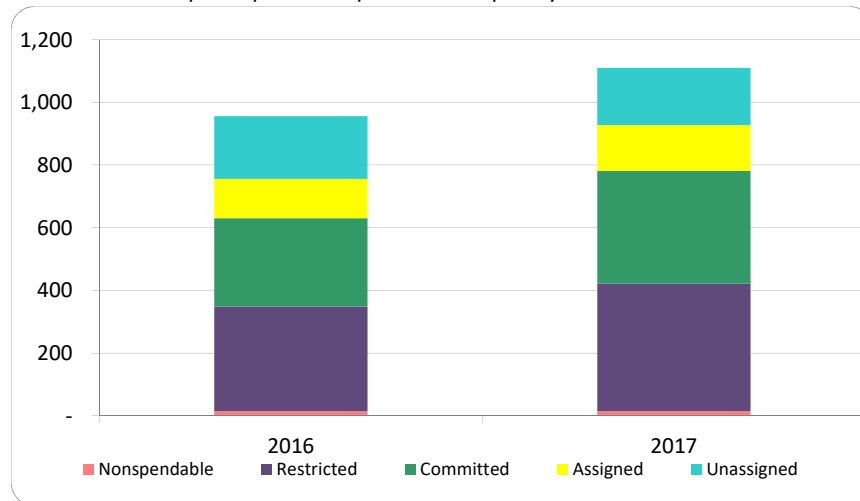
1. How have we managed our governmental fund resources (fund balance)?



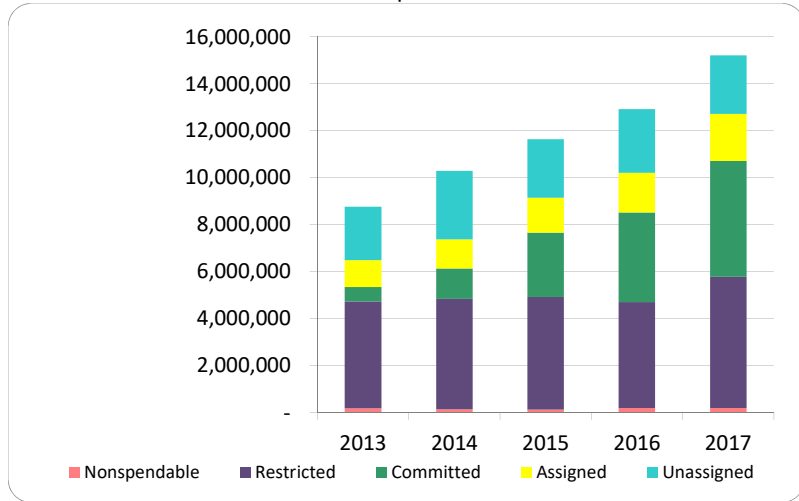
2. Compared to the prior year

	2016	2017	% change
Revenue	14,111,246	15,912,216	12.76%
Expenditures	13,132,024	13,613,938	3.67%
Surplus (shortfall)	979,222	2,298,278	134.70%
Fund balance, by component:			
Nondisposable	197,912	199,075	0.59%
Restricted	4,507,607	5,581,018	23.81%
Committed	3,803,882	4,918,643	29.31%
Assigned	1,692,331	2,002,500	18.33%
Unassigned	2,706,294	2,494,590	-7.82%
total fund balance	12,908,026	15,195,826	17.72%

3. Fund balance per capita - compared to the prior year



4. Historical trends of individual components



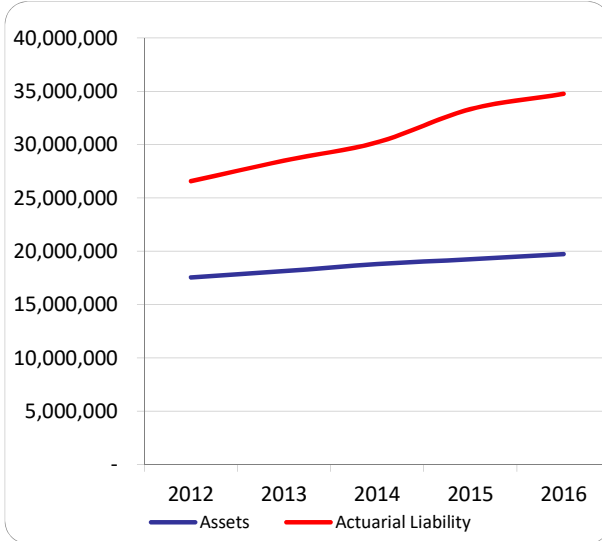
Commentary:

For more information on our unit's finances, contact Marilyn Stamper at 248-624-0885.

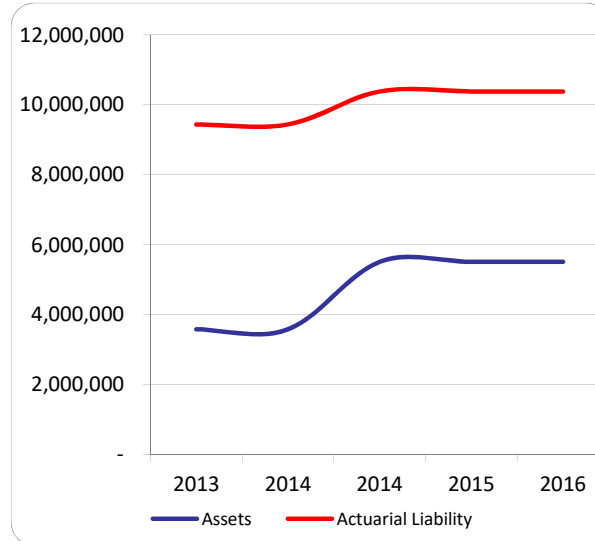
CITIZEN'S GUIDE TO LOCAL UNIT FINANCES - Wixom (632250)

OTHER LONG TERM OBLIGATIONS

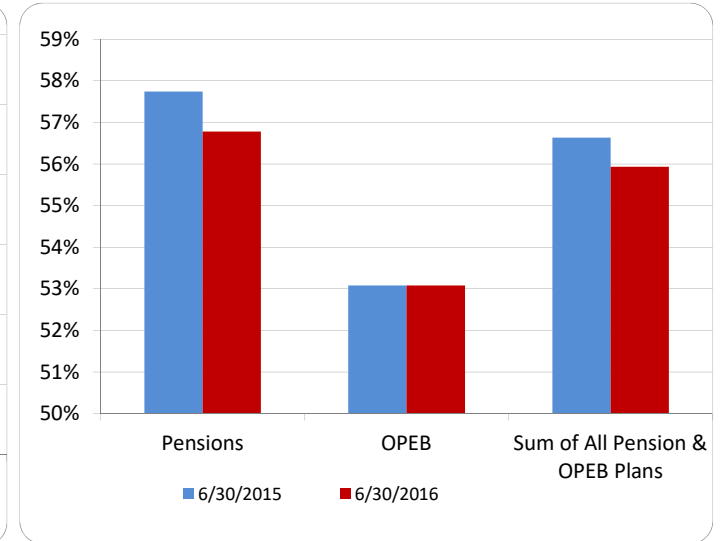
1. Pension funding status



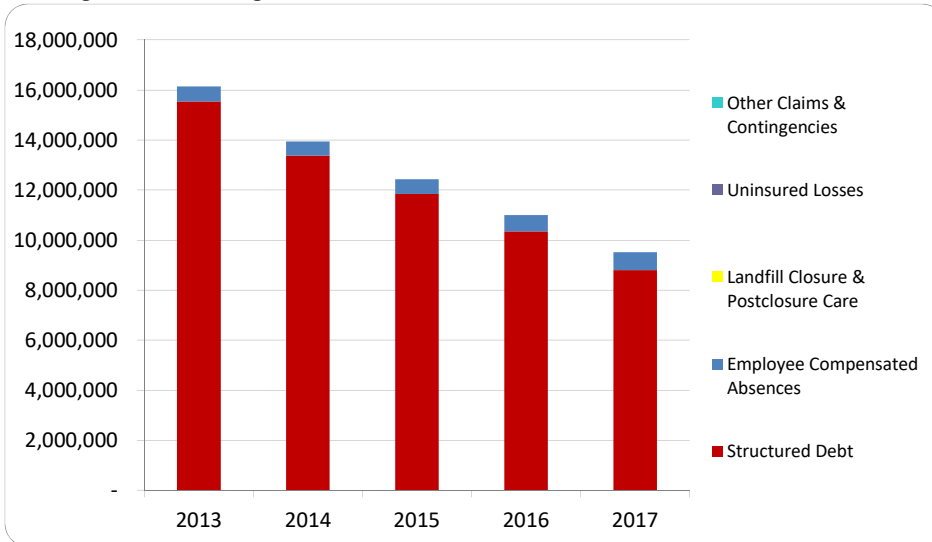
2. Retiree Health care funding status



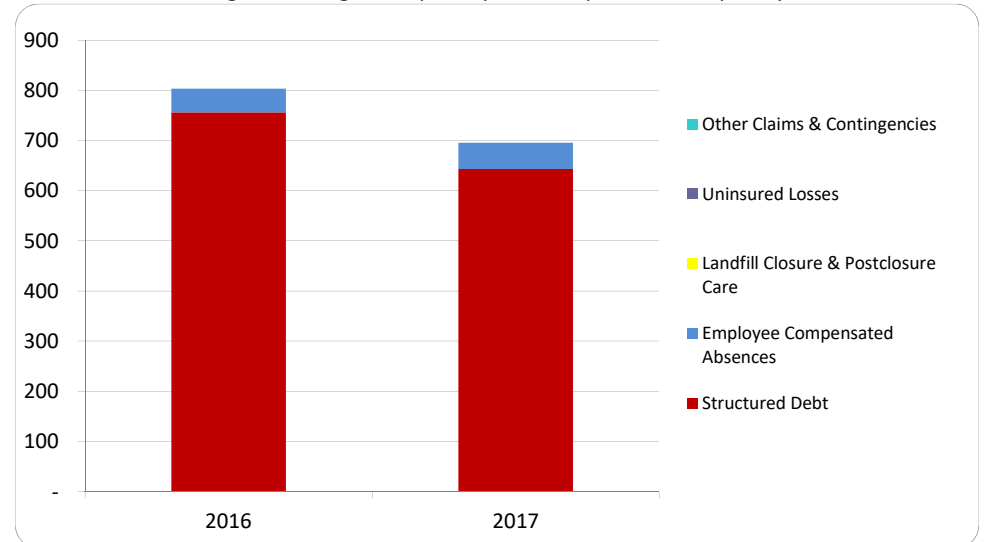
3. Percent funded - compared to the prior year



4. Long Term Debt obligations:



5. Debt & other long term obligations per capita - compared to the prior year



Commentary:

For more information on our unit's finances, contact Marilyn Stamper at 248-624-0885.