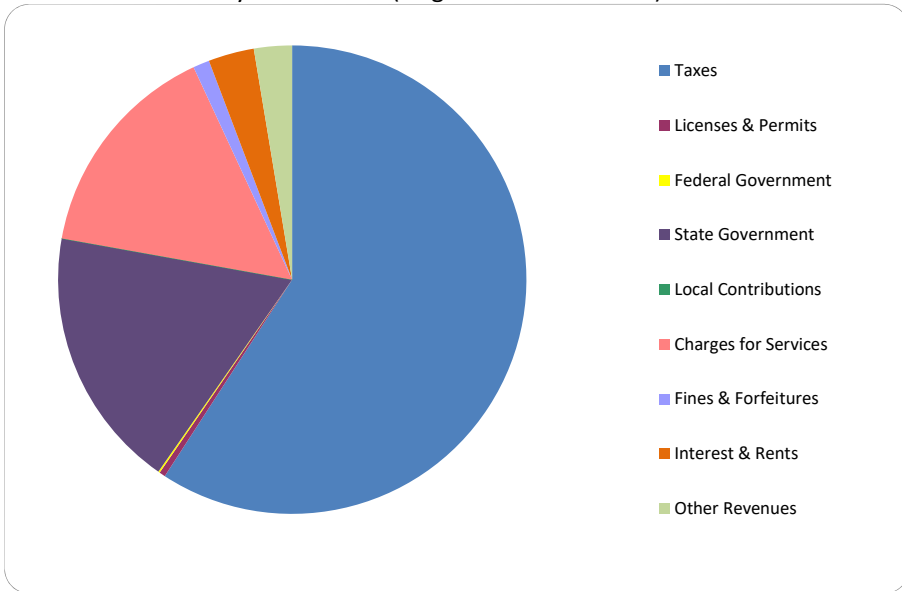


CITIZEN'S GUIDE TO LOCAL UNIT FINANCES - Wixom (632250)

REVENUES

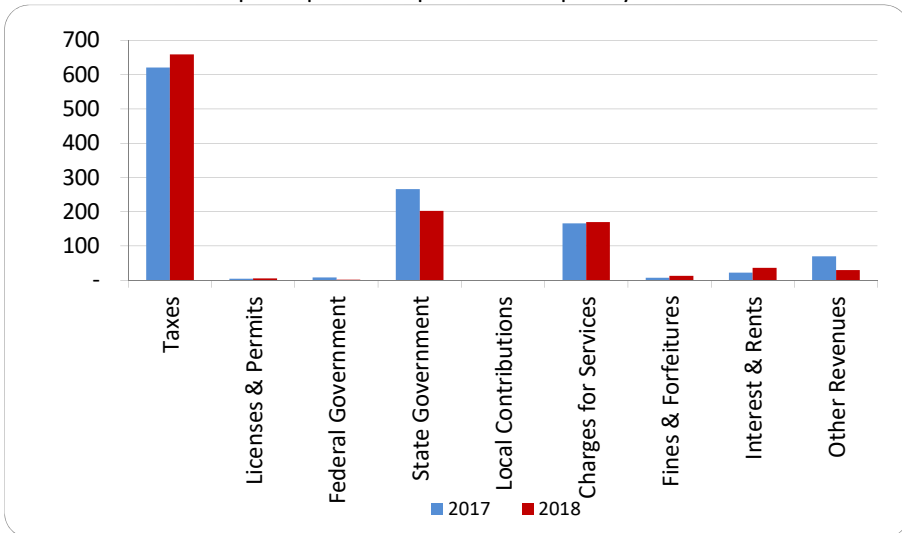
1. Where our money comes from (all governmental funds)



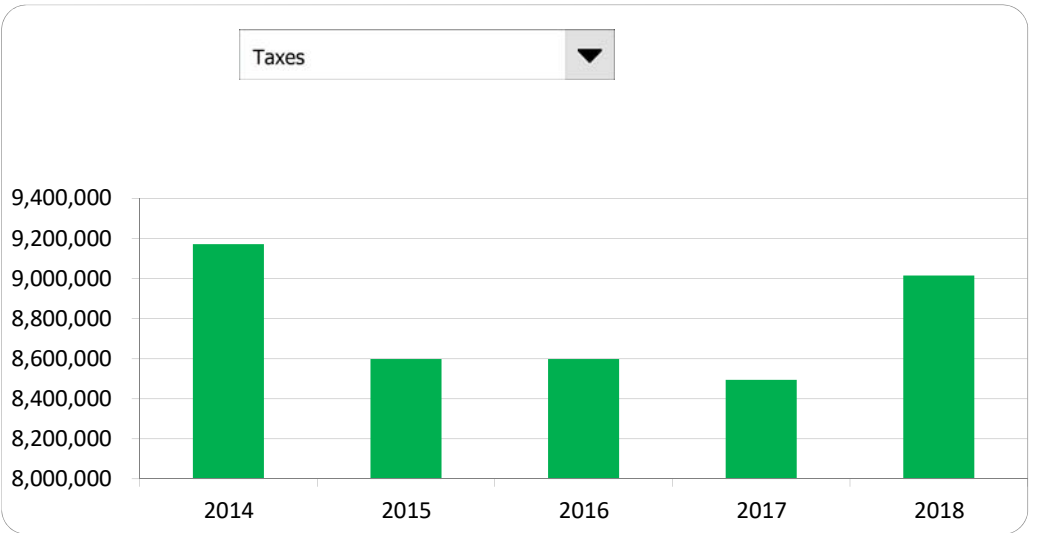
2. Compared to the prior year

	<u>2017</u>	<u>2018</u>	<u>% change</u>
Taxes	\$ 8,494,226	\$ 9,015,185	6.13%
Licenses & Permits	56,324	64,166	13.92%
Federal Government	111,324	16,836	-84.88%
State Government	3,638,039	2,762,953	-24.05%
Local Contributions	-	-	N/A
Charges for Services	2,272,146	2,324,915	2.32%
Fines & Forfeitures	96,089	170,948	77.91%
Interest & Rents	293,642	483,945	64.81%
Other Revenues	950,426	399,752	-57.94%
Total Revenues	\$ 15,912,216	\$ 15,238,700	-4.23%

3. Revenue sources per capita - compared to the prior year



4. Historical trends of individual sources



Commentary:

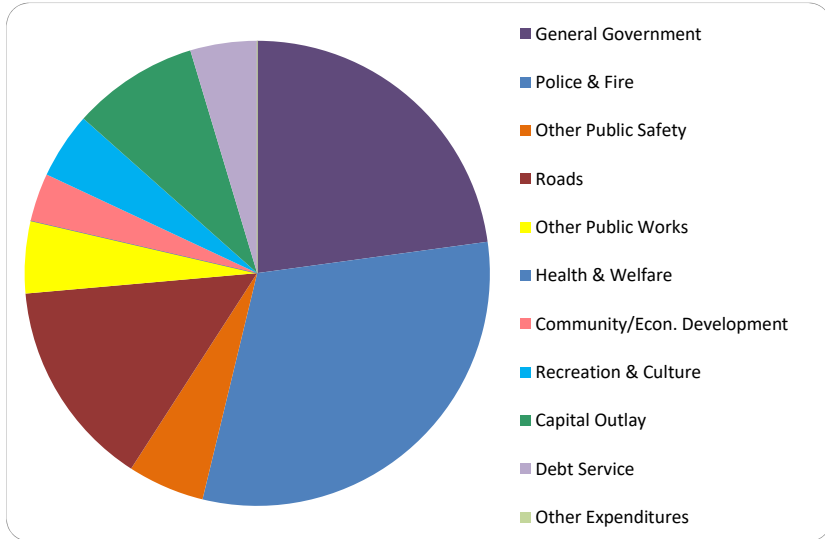
For more information on our unit's finances, contact Marilyn Stamper at 248-624-0885.

CITIZEN'S GUIDE TO LOCAL UNIT FINANCES - Wixom (632250)

EXPENDITURES

1. Where we spend our money (all governmental funds)

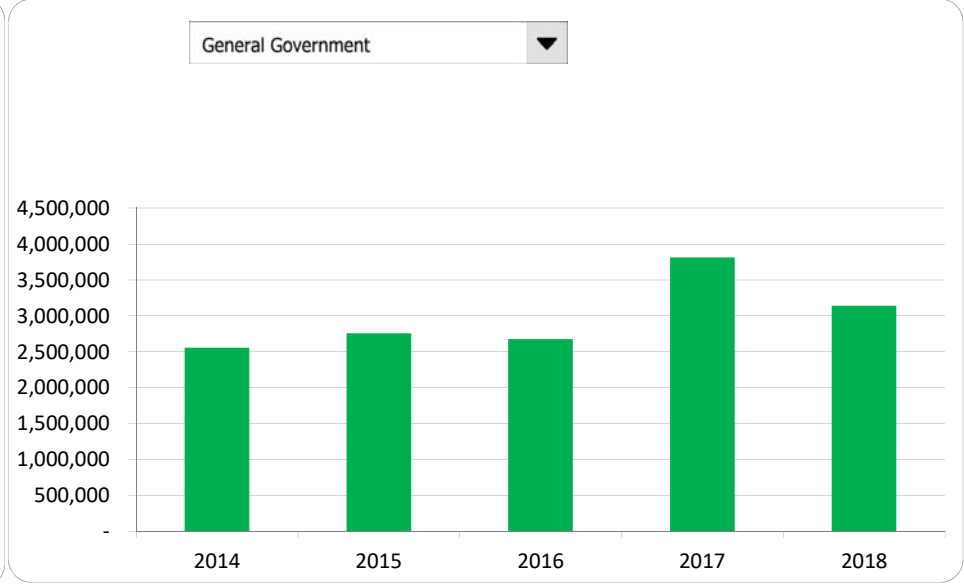
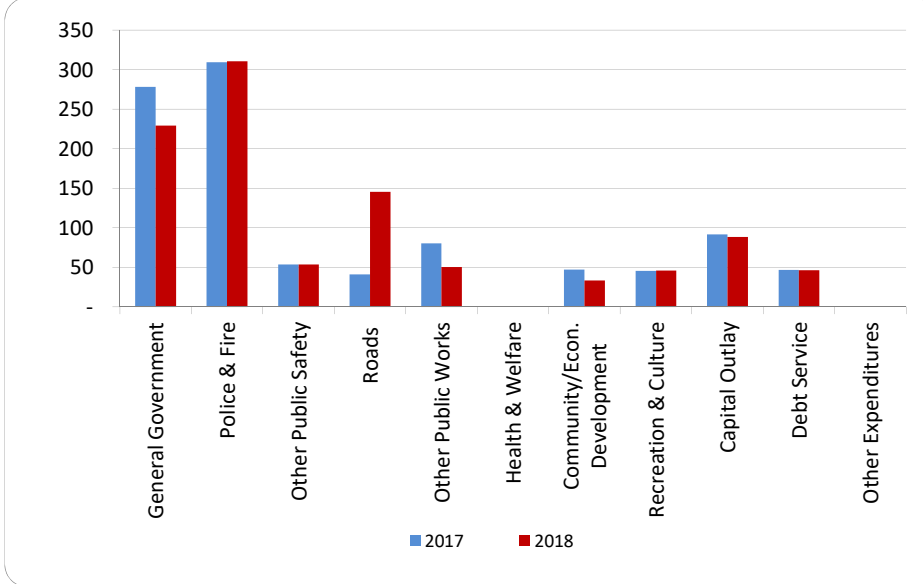
2. Compared to the prior year



	2017	2018	% change
General Government	\$ 3,812,123	\$ 3,139,531	-17.64%
Police & Fire	4,234,715	4,253,748	0.45%
Other Public Safety	733,157	733,545	0.05%
Roads	564,033	1,992,081	253.19%
Other Public Works	1,101,237	690,090	-37.34%
Health & Welfare	-	-	N/A
Community/Econ. Development	644,798	459,581	-28.72%
Recreation & Culture	623,950	632,326	1.34%
Capital Outlay	1,258,806	1,209,050	-3.95%
Debt Service	641,119	637,528	-0.56%
Other Expenditures	-	-	N/A
Total Expenditures	\$ 13,613,938	\$ 13,747,480	0.98%

3. Spending per capita - compared to the prior year

4. Historical trends of individual departments:



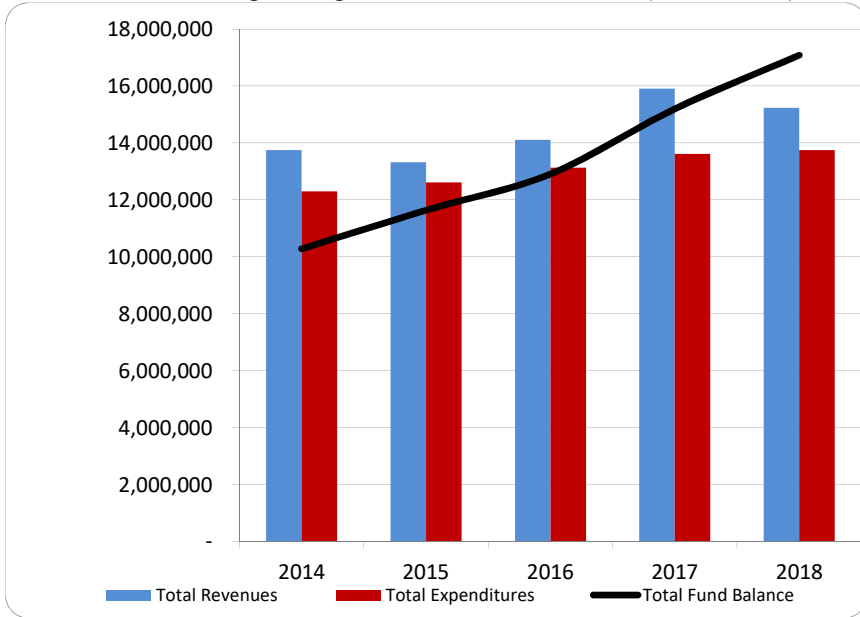
Commentary:

For more information on our unit's finances, contact Marilyn Stamper at 248-624-0885.

CITIZEN'S GUIDE TO LOCAL UNIT FINANCES - Wixom (632250)

FINANCIAL POSITION

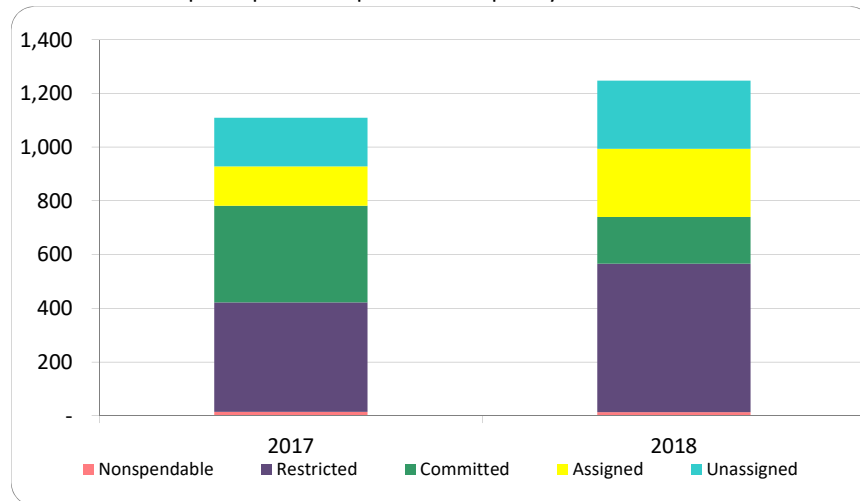
1. How have we managed our governmental fund resources (fund balance)?



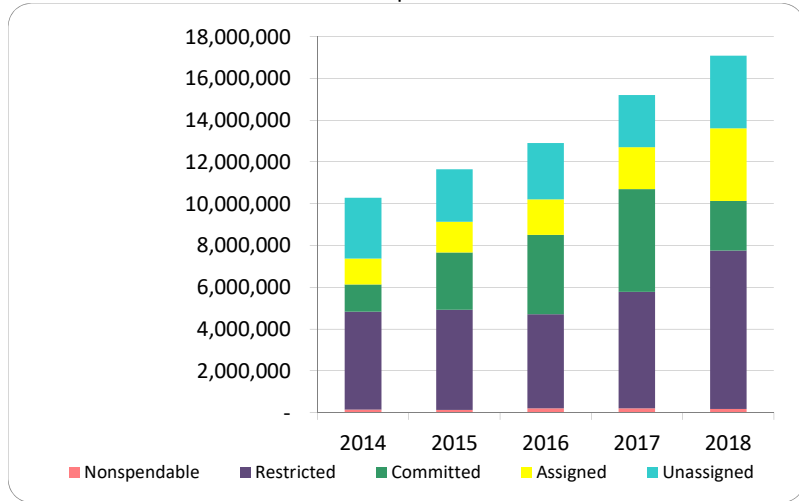
2. Compared to the prior year

	2017	2018	% change
Revenue	15,912,216	15,238,700	-4.23%
Expenditures	13,613,938	13,747,480	0.98%
Surplus (shortfall)	2,298,278	1,491,220	-35.12%
Fund balance, by component:			
Nonspendable	199,075	178,088	-10.54%
Restricted	5,581,018	7,580,258	35.82%
Committed	4,918,643	2,366,871	-51.88%
Assigned	2,002,500	3,487,550	74.16%
Unassigned	2,494,590	3,470,558	39.12%
total fund balance	15,195,826	17,083,325	12.42%

3. Fund balance per capita - compared to the prior year



4. Historical trends of individual components



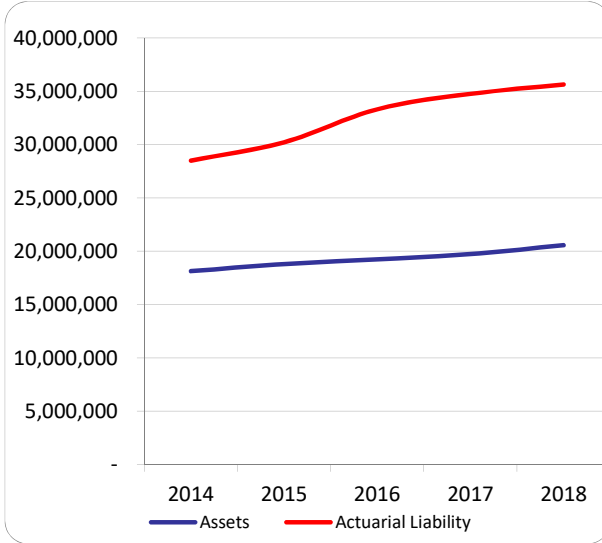
Commentary:

For more information on our unit's finances, contact Marilyn Stamper at 248-624-0885.

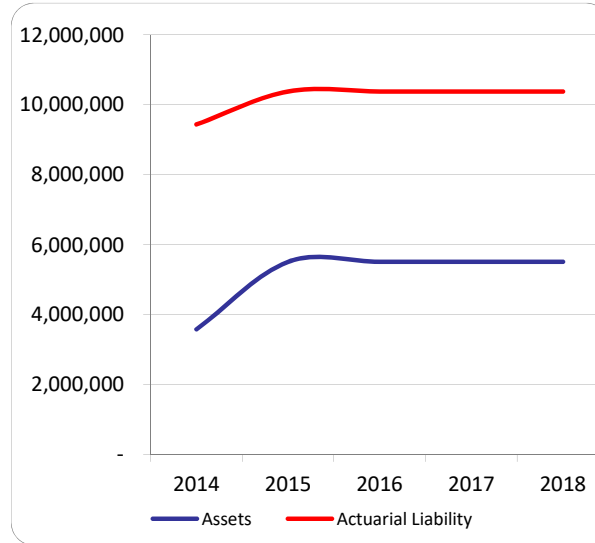
CITIZEN'S GUIDE TO LOCAL UNIT FINANCES - Wixom (632250)

OTHER LONG TERM OBLIGATIONS

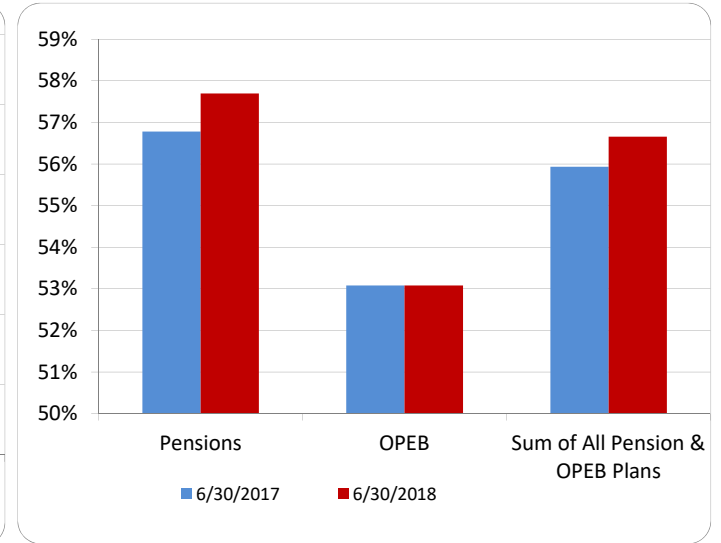
1. Pension funding status



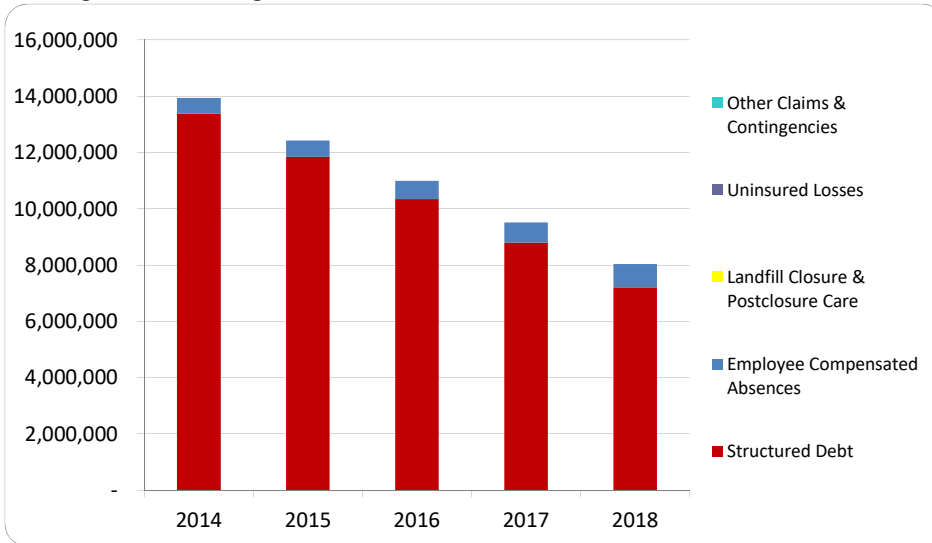
2. Retiree Health care funding status



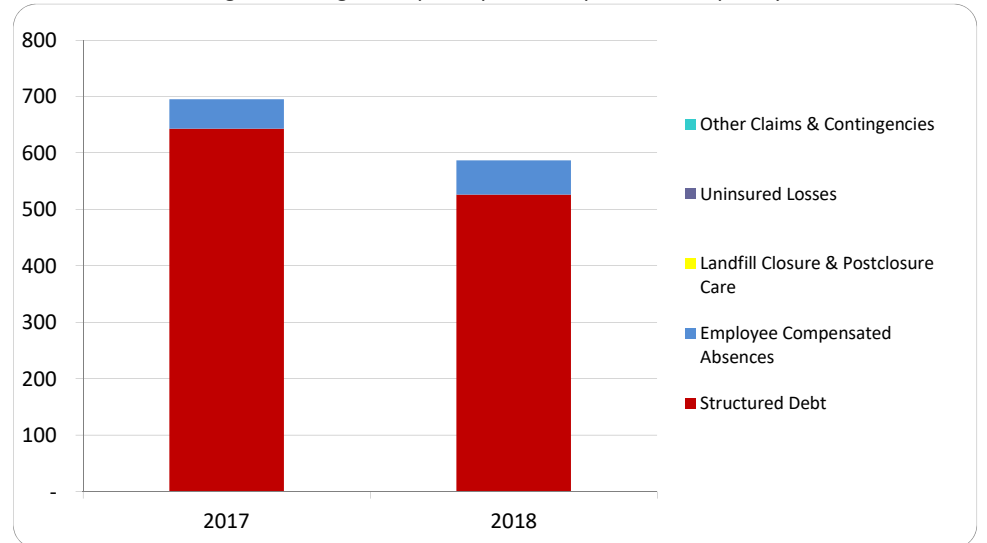
3. Percent funded - compared to the prior year



4. Long Term Debt obligations:



5. Debt & other long term obligations per capita - compared to the prior year



Commentary:

For more information on our unit's finances, contact Marilyn Stamper at 248-624-0885.