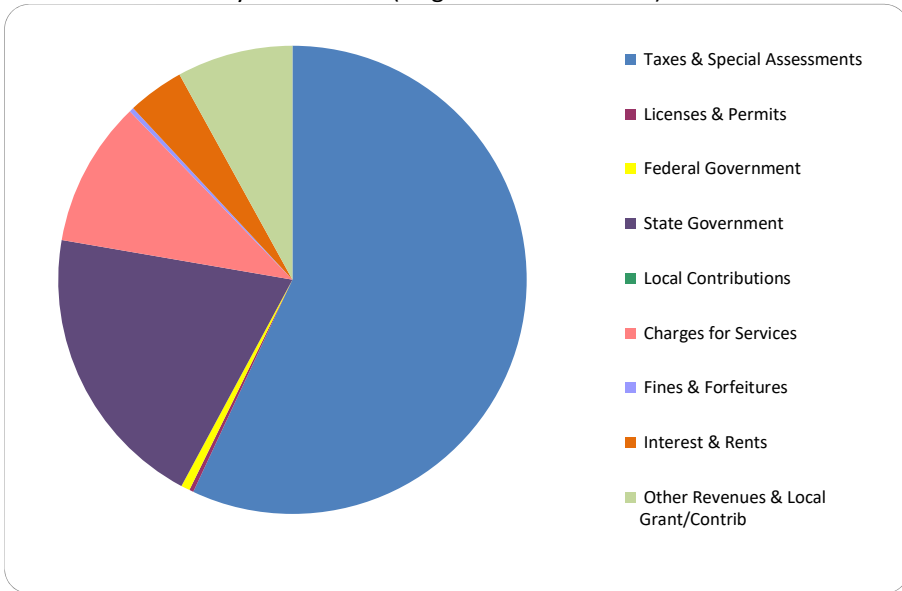


CITIZEN'S GUIDE TO LOCAL UNIT FINANCES - Wixom (632250)

REVENUES

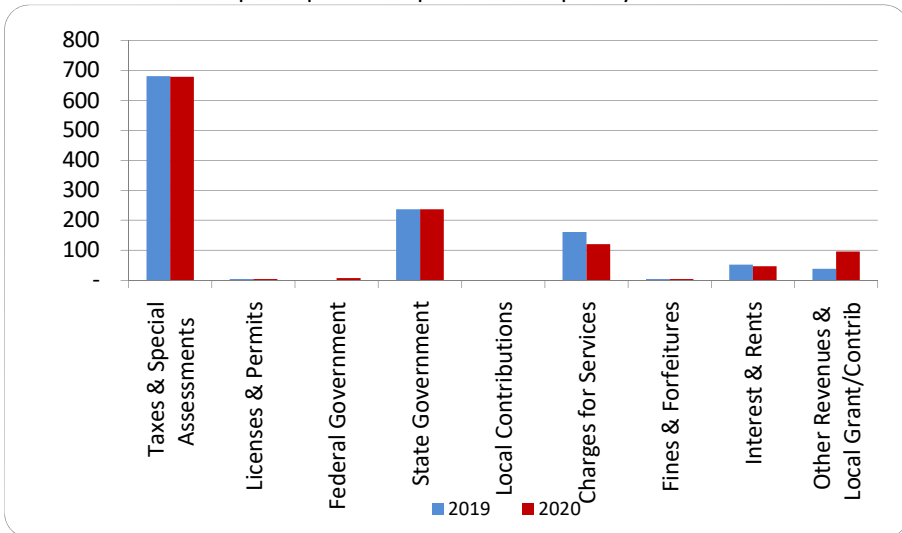
1. Where our money comes from (all governmental funds)



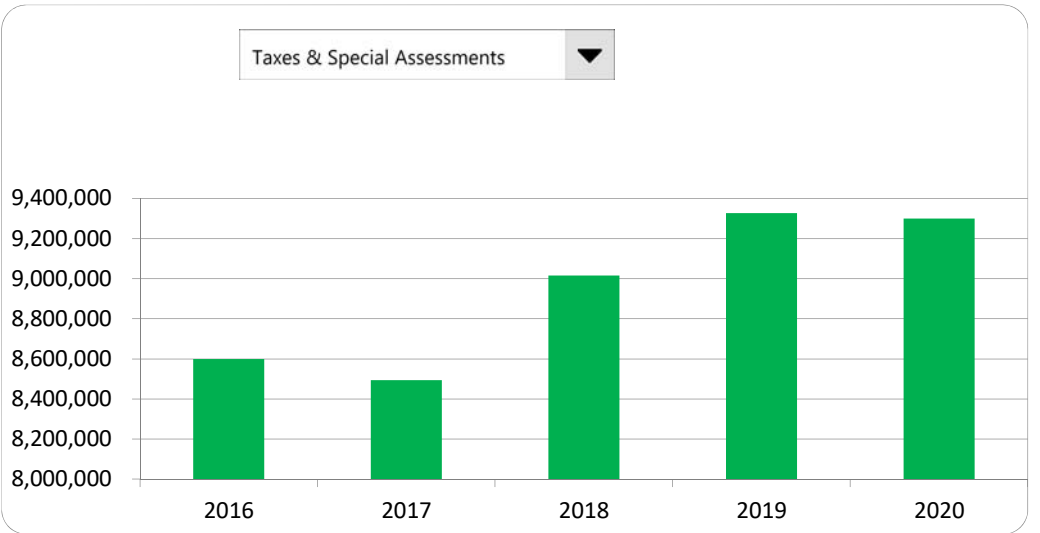
2. Compared to the prior year

	<u>2019</u>	<u>2020</u>	<u>% change</u>
Taxes & Special Assessm	\$ 9,327,838	\$ 9,299,808	-0.30%
Licenses & Permits	56,167	49,351	-12.14%
Federal Government	16,334	96,094	488.31%
State Government	3,241,131	3,244,897	0.12%
Local Contributions	-	-	N/A
Charges for Services	2,209,209	1,641,261	-25.71%
Fines & Forfeitures	59,657	51,558	-13.58%
Interest & Rents	709,221	637,961	-10.05%
Other Revenues & Local	521,697	1,306,233	150.38%
Total Revenues	\$ 16,141,254	\$ 16,327,163	1.15%

3. Revenue sources per capita - compared to the prior year



4. Historical trends of individual sources



Commentary:

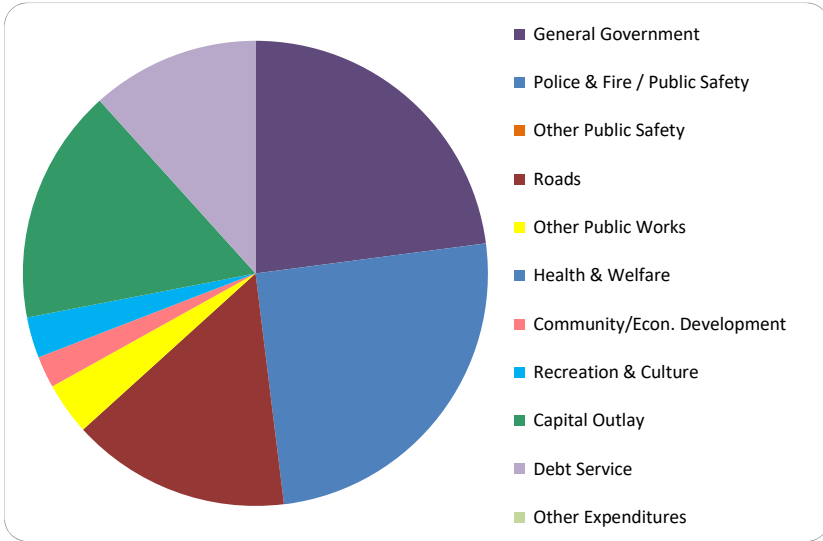
For more information on our unit's finances, contact Marilyn Stamper at 248-624-0885.

CITIZEN'S GUIDE TO LOCAL UNIT FINANCES - Wixom (632250)

EXPENDITURES

1. Where we spend our money (all governmental funds)

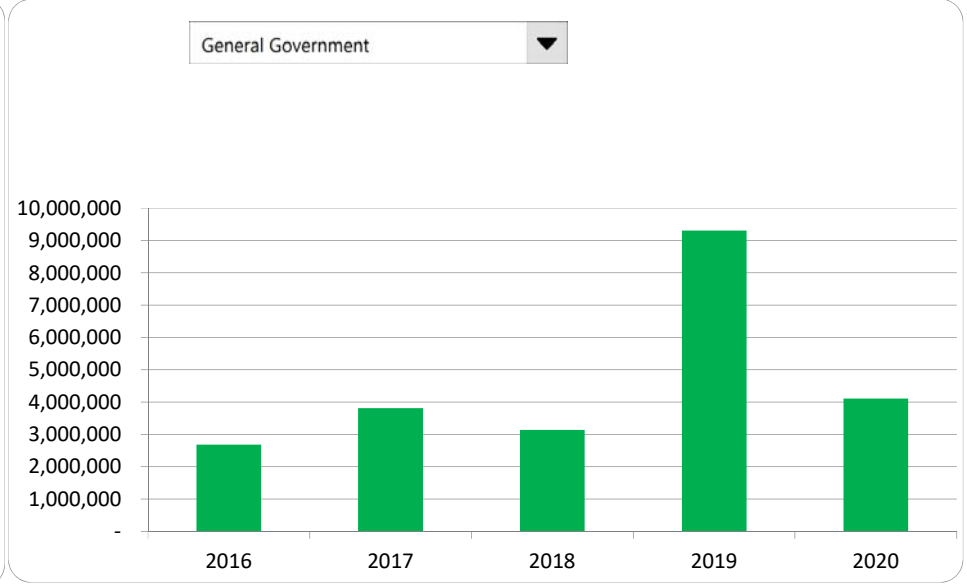
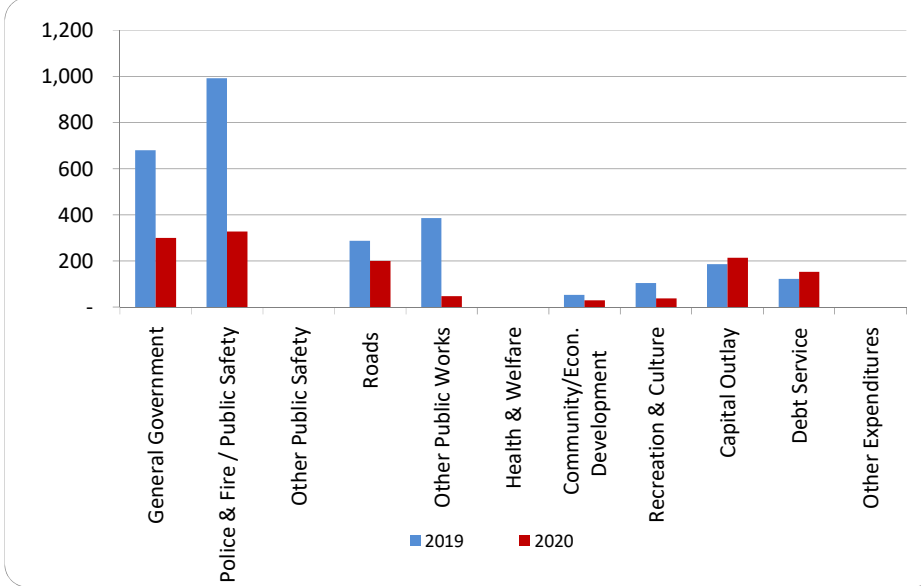
2. Compared to the prior year



	2019	2020	% change
General Government	\$ 9,311,989	\$ 4,102,366	-55.95%
Police & Fire / Public Safety	13,586,879	4,487,050	-66.98%
Other Public Safety	-	-	N/A
Roads	3,932,860	2,725,817	-30.69%
Other Public Works	5,279,233	652,237	-87.65%
Health & Welfare	-	-	N/A
Community/Econ. Development	718,999	394,803	-45.09%
Recreation & Culture	1,428,082	507,346	-64.47%
Capital Outlay	2,539,594	2,925,591	15.20%
Debt Service	1,670,628	2,088,356	25.00%
Other Expenditures	-	-	N/A
Total Expenditures	\$ 38,468,264	\$ 17,883,566	-53.51%

3. Spending per capita - compared to the prior year

4. Historical trends of individual departments:



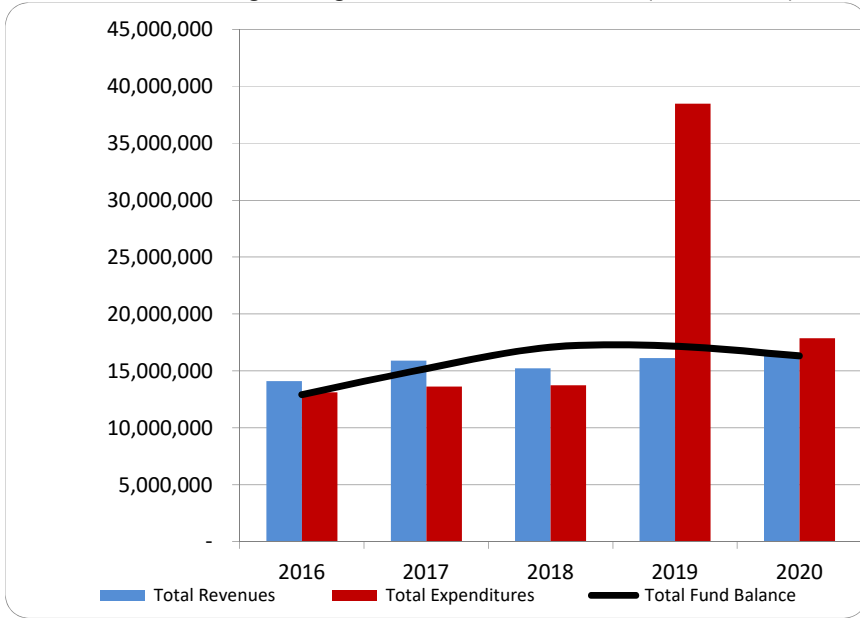
Commentary:

For more information on our unit's finances, contact Marilyn Stamper at 248-624-0885.

CITIZEN'S GUIDE TO LOCAL UNIT FINANCES - Wixom (632250)

FINANCIAL POSITION

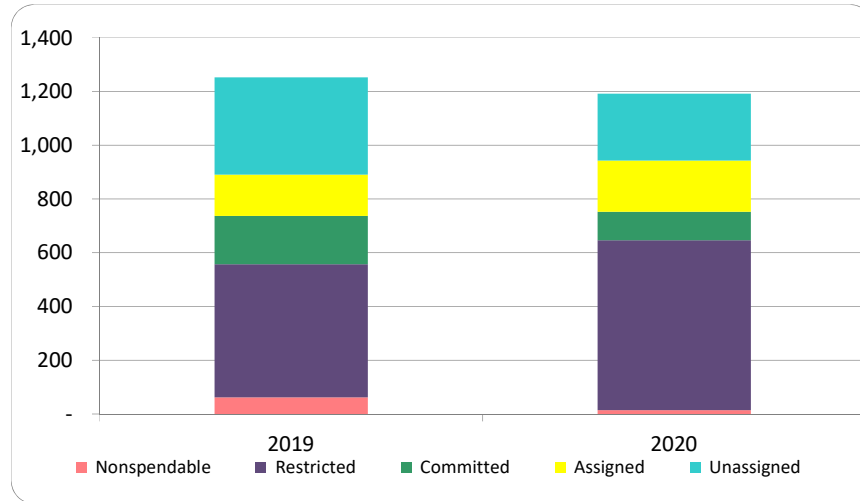
1. How have we managed our governmental fund resources (fund balance)?



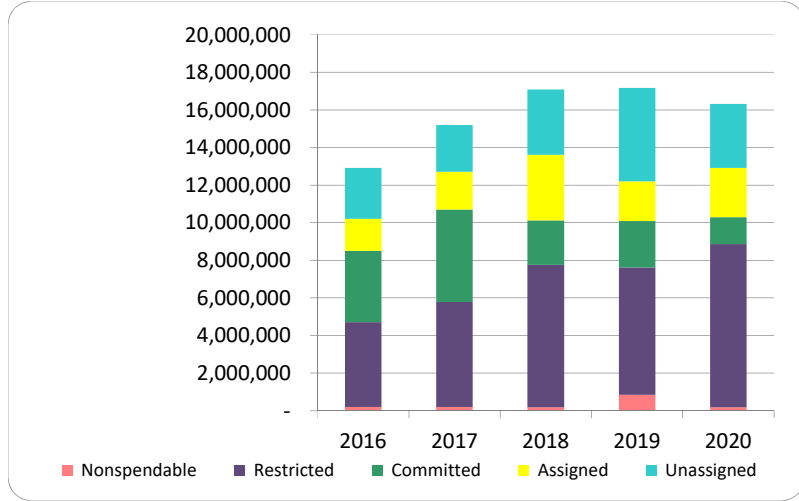
2. Compared to the prior year

	2019	2020	% change
Revenue	16,141,254	16,327,163	1.15%
Expenditures	38,468,264	17,883,566	-53.51%
Surplus (shortfall)	(22,327,010)	(1,556,403)	-93.03%
Fund balance, by component:			
Nondspendable	843,526	189,526	-77.53%
Restricted	6,782,972	8,669,489	27.81%
Committed	2,459,820	1,437,187	-41.57%
Assigned	2,103,743	2,622,117	24.64%
Unassigned	4,970,703	3,396,595	-31.67%
total fund balance	17,160,764	16,314,914	-4.93%

3. Fund balance per capita - compared to the prior year



4. Historical trends of individual components



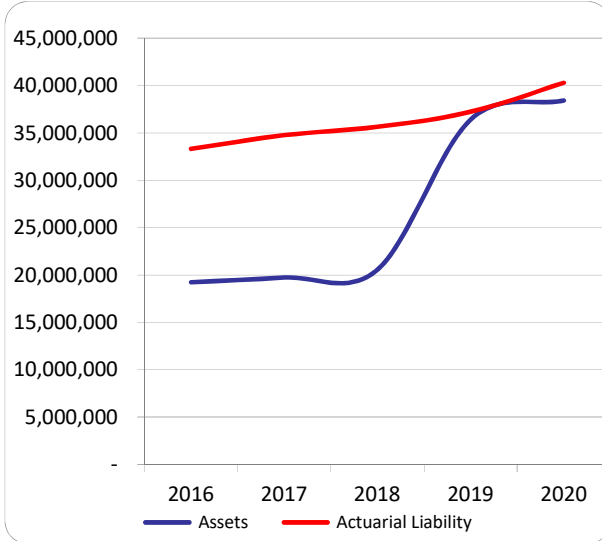
Commentary:

For more information on our unit's finances, contact Marilyn Stamper at 248-624-0885.

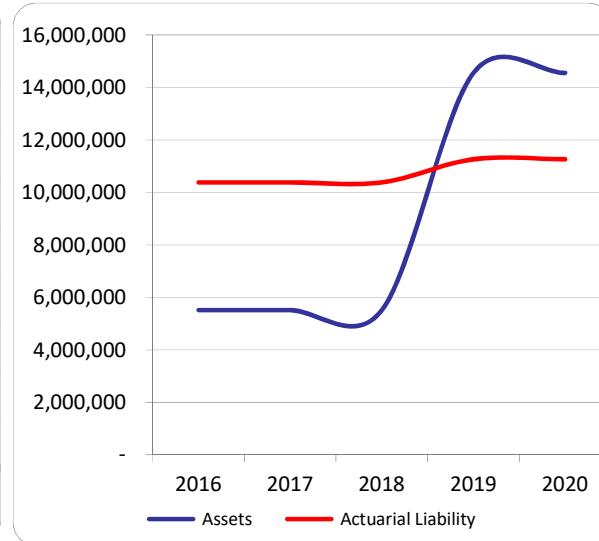
CITIZEN'S GUIDE TO LOCAL UNIT FINANCES - Wixom (632250)

OTHER LONG TERM OBLIGATIONS

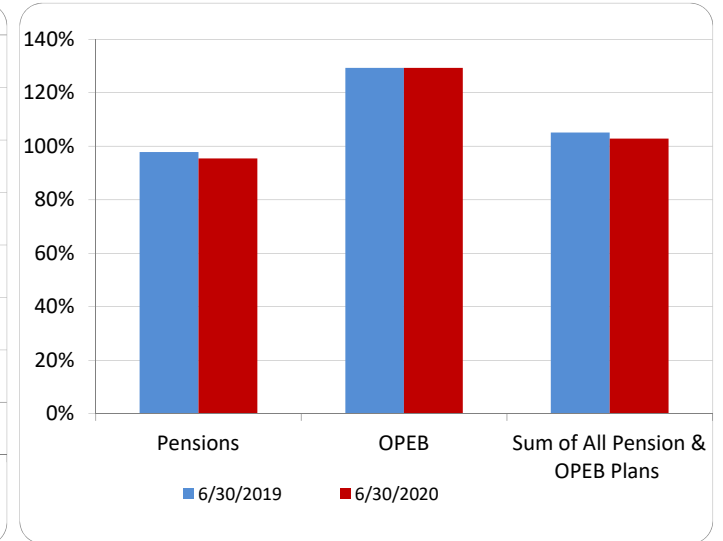
1. Pension funding status



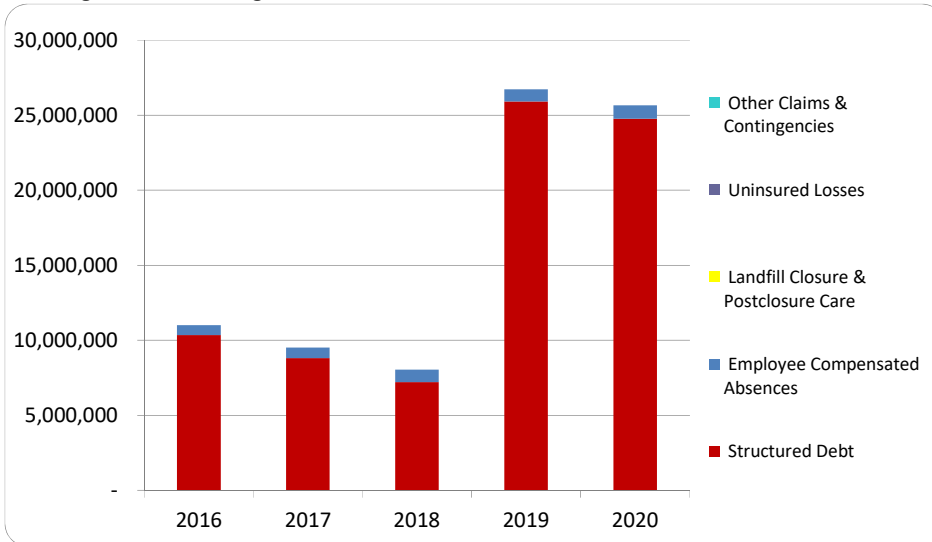
2. Retiree Health care funding status



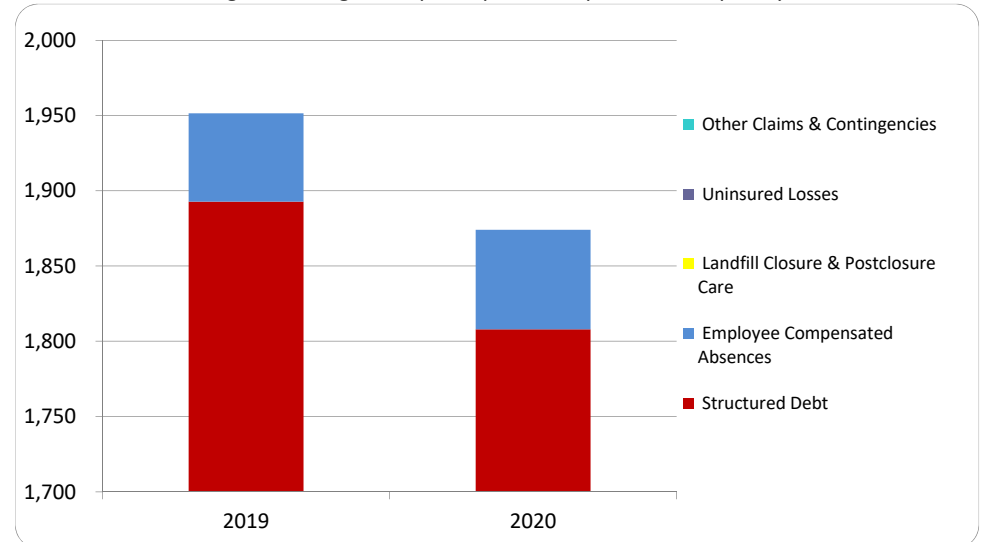
3. Percent funded - compared to the prior year



4. Long Term Debt obligations:



5. Debt & other long term obligations per capita - compared to the prior year



Commentary:

For more information on our unit's finances, contact Marilyn Stamper at 248-624-0885.