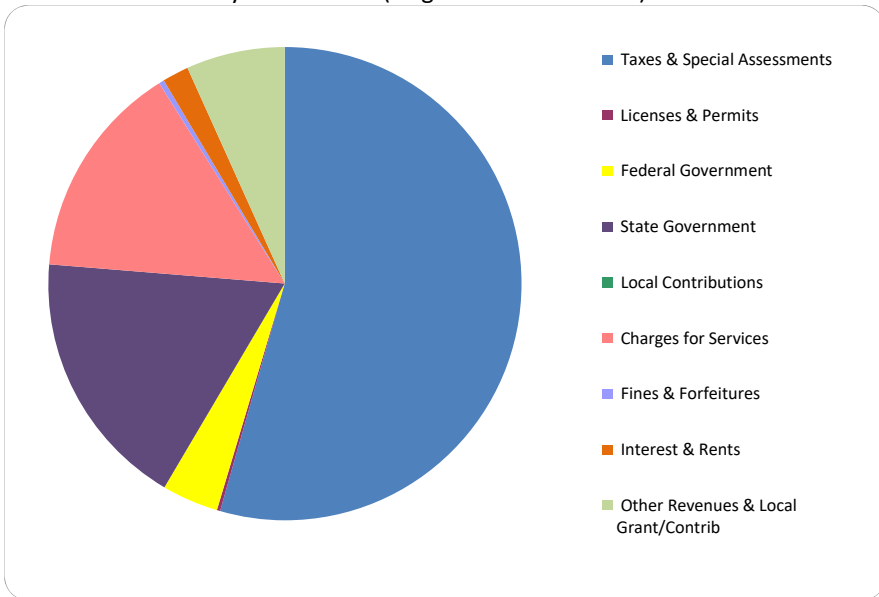


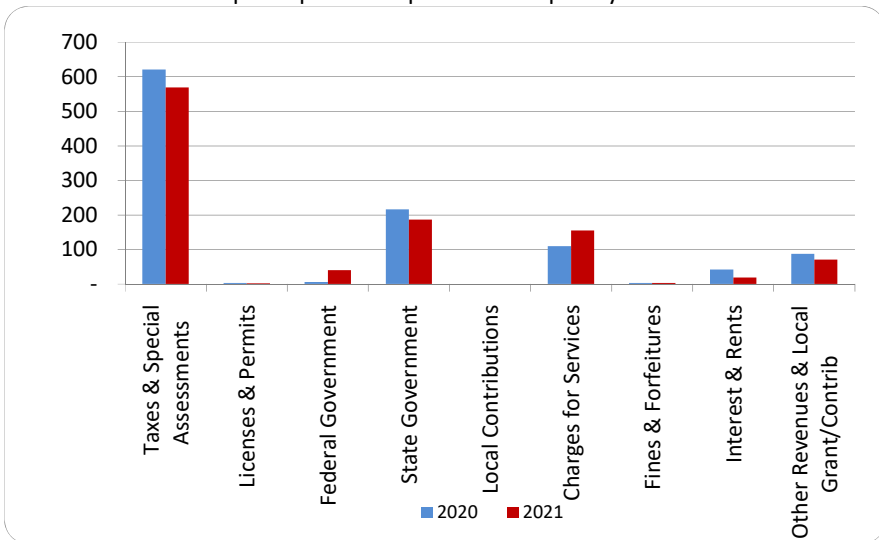
1. Where our money comes from (all governmental funds)



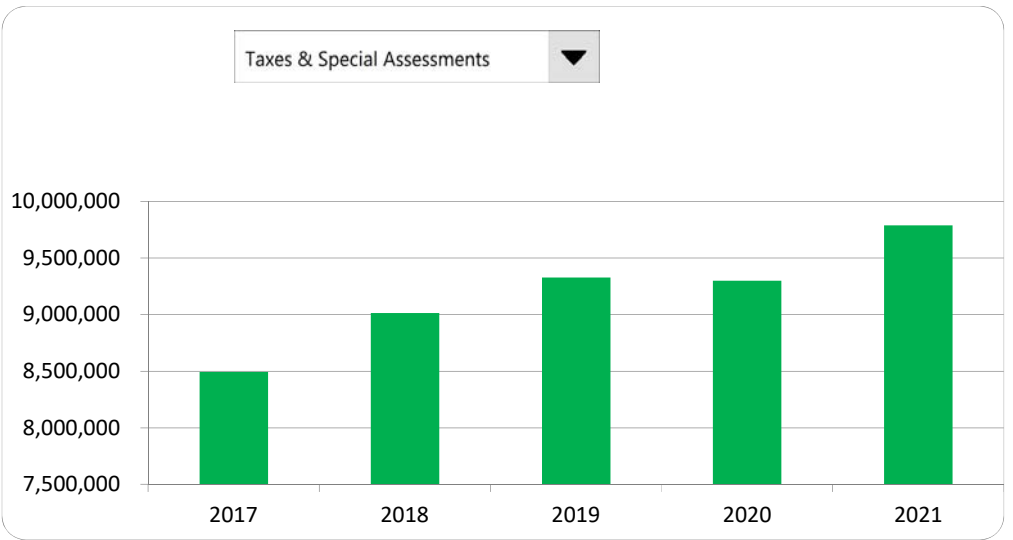
2. Compared to the prior year

	2020	2021	% change
Taxes & Special Assessm	\$ 9,299,808	\$ 9,787,386	5.24%
Licenses & Permits	49,351	43,771	-11.31%
Federal Government	96,094	693,678	621.87%
State Government	3,244,897	3,203,416	-1.28%
Local Contributions	-	-	N/A
Charges for Services	1,641,261	2,662,647	62.23%
Fines & Forfeitures	51,558	59,751	15.89%
Interest & Rents	637,961	327,246	-48.70%
Other Revenues & Local	1,306,233	1,212,957	-7.14%
Total Revenues	\$ 16,327,163	\$ 17,990,852	10.19%

3. Revenue sources per capita - compared to the prior year



4. Historical trends of individual sources



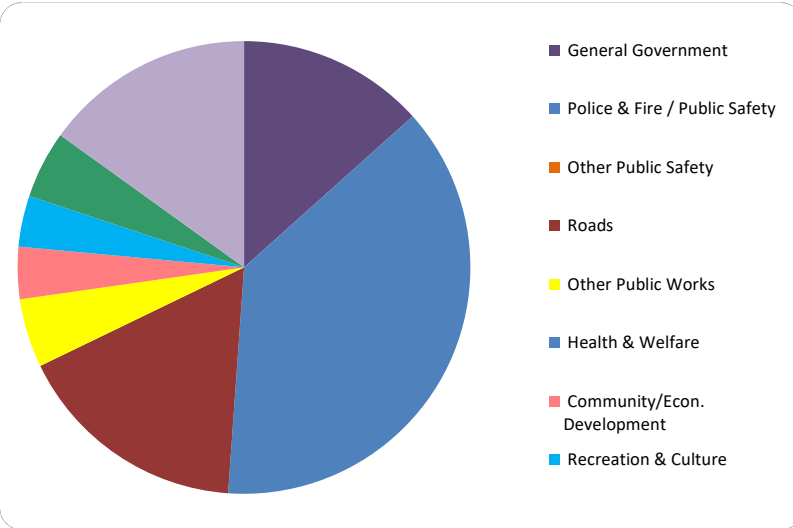
Commentary:

For more information on our unit's finances, contact Marilyn Stamper at 248-624-0885.

CITIZEN'S GUIDE TO LOCAL UNIT FINANCES - Wixom (632250)

EXPENDITURES

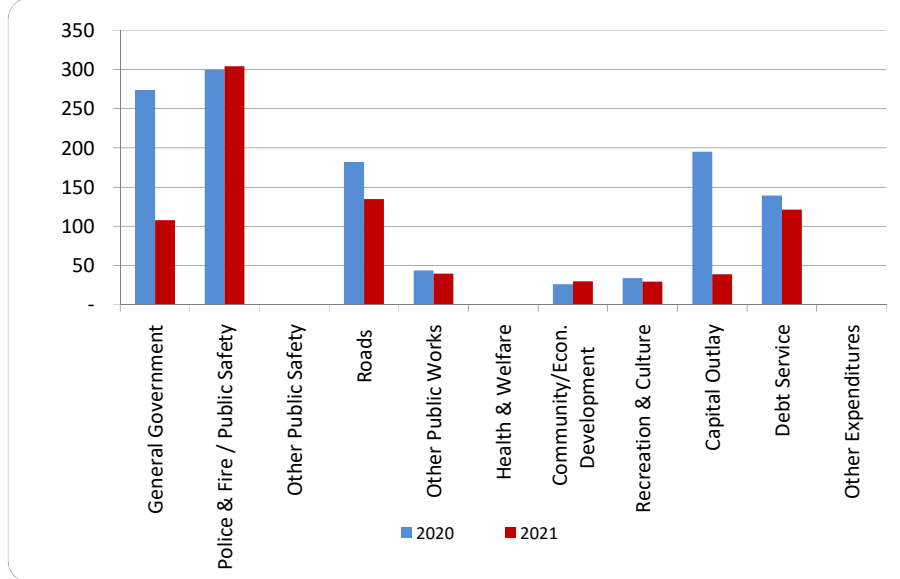
1. Where we spend our money (all governmental funds)



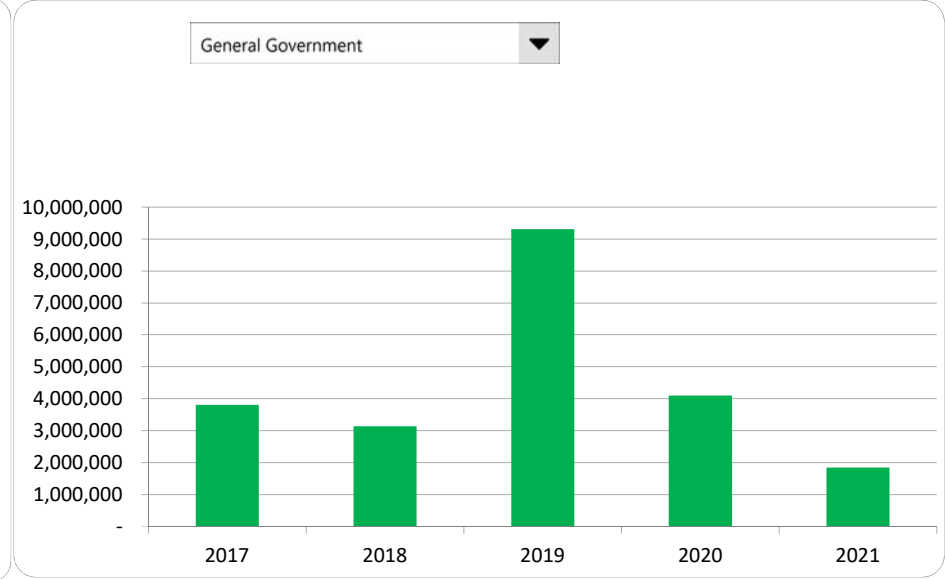
2. Compared to the prior year

	2020	2021	% change
General Government	\$ 4,102,366	\$ 1,851,873	-54.86%
Police & Fire / Public Safety	4,487,050	5,226,261	16.47%
Other Public Safety	-	-	N/A
Roads	2,725,817	2,313,207	-15.14%
Other Public Works	652,237	681,785	4.53%
Health & Welfare	-	-	N/A
Community/Econ. Development	394,803	515,531	30.58%
Recreation & Culture	507,346	504,319	-0.60%
Capital Outlay	2,925,591	665,857	-77.24%
Debt Service	2,088,356	2,086,443	-0.09%
Other Expenditures	-	-	N/A
Total Expenditures	\$ 17,883,566	\$ 13,845,276	-22.58%

3. Spending per capita - compared to the prior year



4. Historical trends of individual departments:



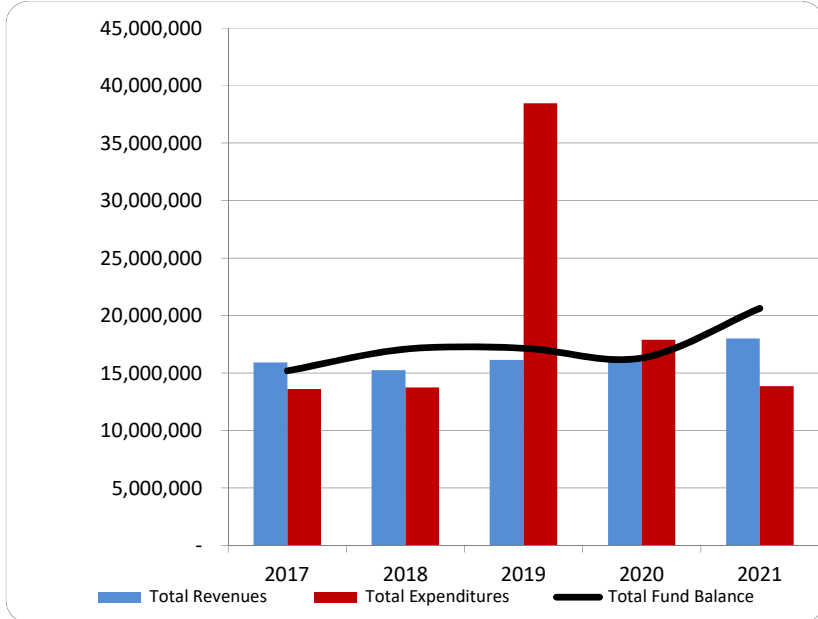
Commentary:

For more information on our unit's finances, contact Marilyn Stamper at 248-624-0885.

CITIZEN'S GUIDE TO LOCAL UNIT FINANCES - Wixom (632250)

FINANCIAL POSITION

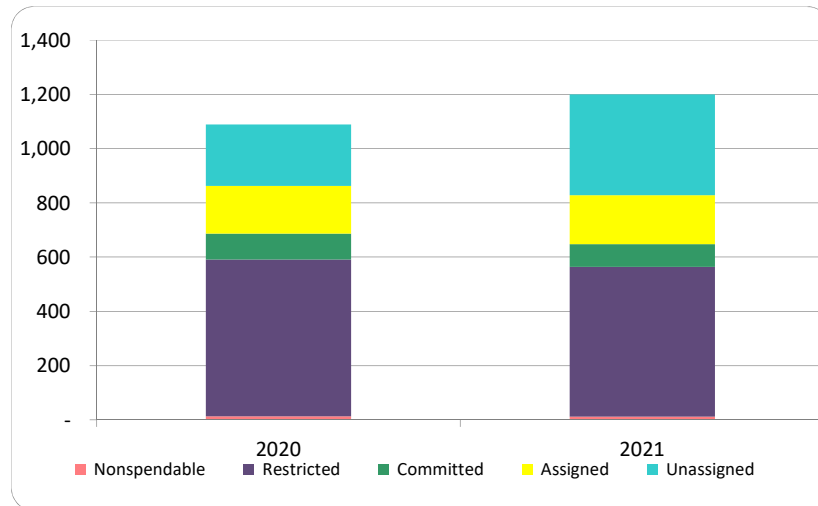
1. How have we managed our governmental fund resources (fund balance)?



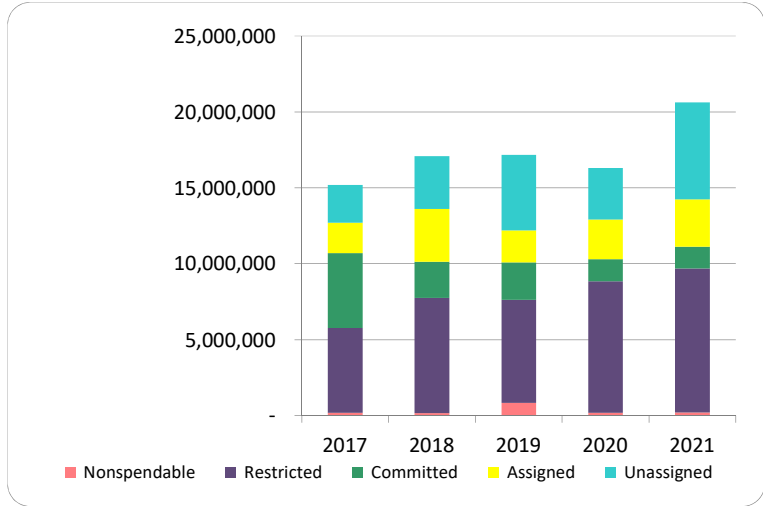
2. Compared to the prior year

	2020	2021	% change
Revenue	16,327,163	17,990,852	10.19%
Expenditures	17,883,566	13,845,276	-22.58%
Surplus (shortfall)	(1,556,403)	4,145,576	-366.36%
Fund balance, by component:			
Nonspendable	189,526	207,498	9.48%
Restricted	8,669,489	9,494,216	9.51%
Committed	1,437,187	1,430,116	-0.49%
Assigned	2,622,117	3,101,386	18.28%
Unassigned	3,396,595	6,396,433	88.32%
total fund balance	16,314,914	20,629,649	26.45%

3. Fund balance per capita - compared to the prior year



4. Historical trends of individual components



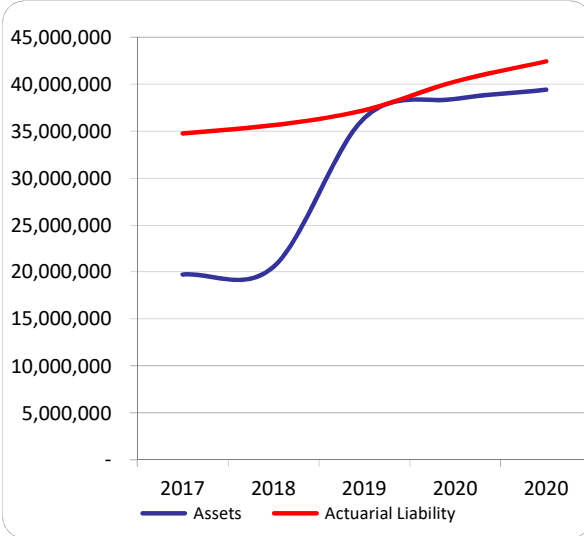
Commentary:

For more information on our unit's finances, contact Marilyn Stamper at 248-624-0885.

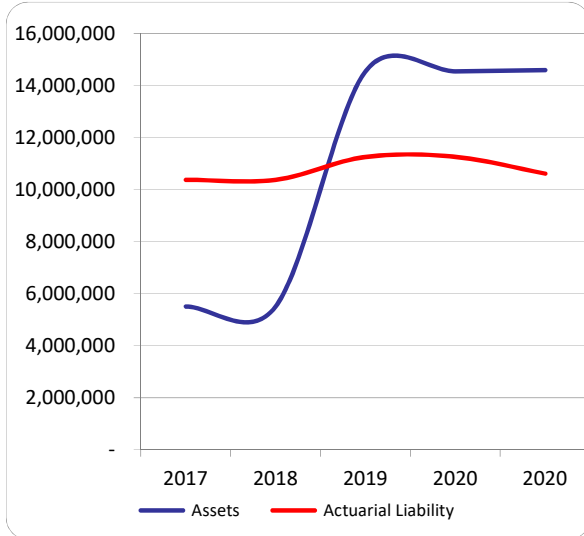
CITIZEN'S GUIDE TO LOCAL UNIT FINANCES - Wixom (632250)

OTHER LONG TERM OBLIGATIONS

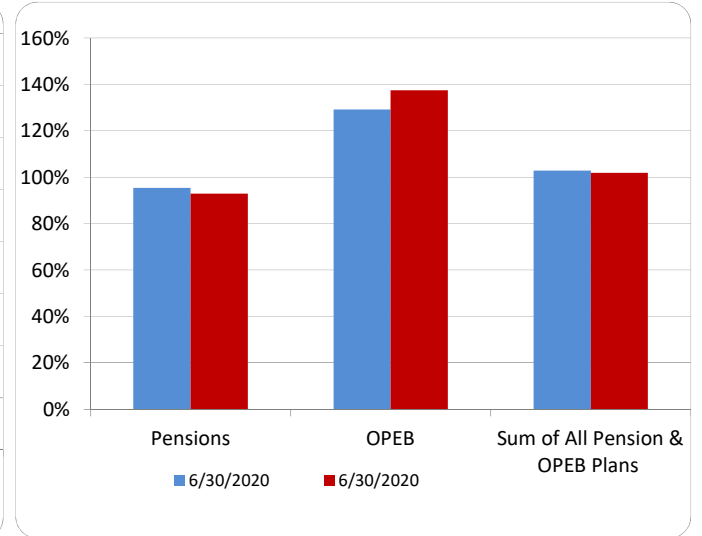
1. Pension funding status



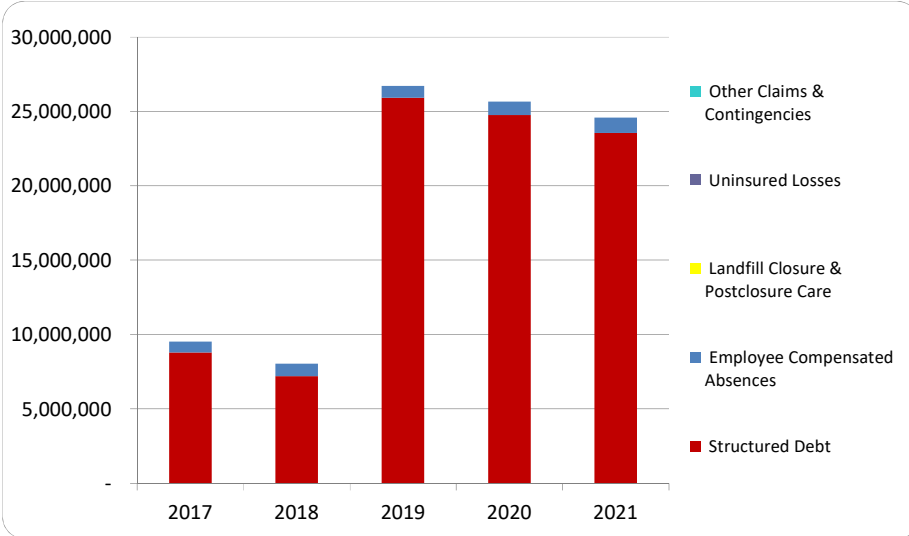
2. Retiree Health care funding status



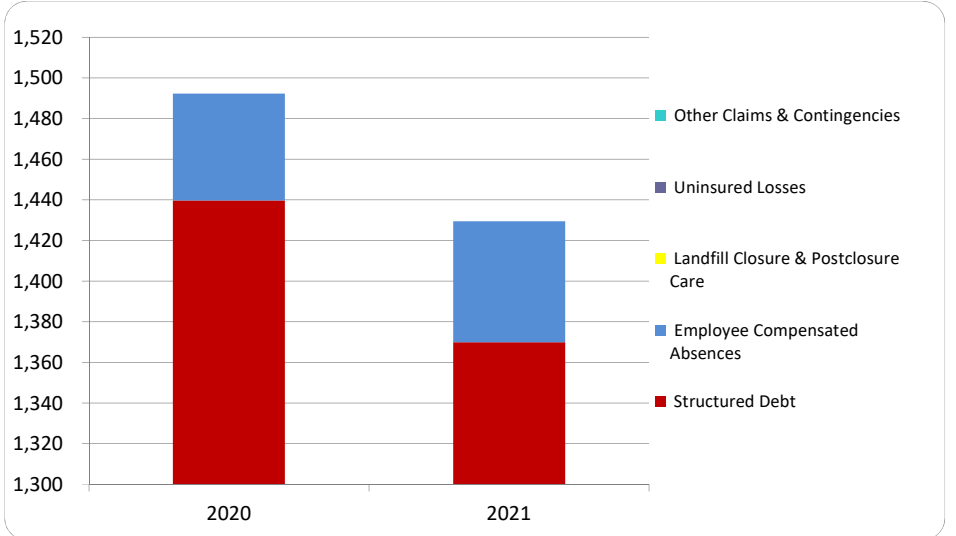
3. Percent funded - compared to the prior year



4. Long Term Debt obligations:



5. Debt & other long term obligations per capita - compared to the prior year



Commentary:

For more information on our unit's finances, contact Marilyn Stamper at 248-624-0885.